



THE VVCC BANK LTD.

Next Generation Banking



52nd

ANNUAL REPORT 2022-2023

The Vallabh Vidyanagar Commercial Co- Operative Bank Ltd.




બોર્ડ ઓફ ડલરેક્ટર્સ, વીવીસીસી બેંક લી., વર્ષ ૨૦૨૨-૨૩



શ્રી અશોકભાઈ જી. પટેલ
ચેરમેન



એન્જી. ભુરાભાઈ વી. આચર
મેનેજીંગ ડલરેક્ટર



શ્રી નલકેશભાઈ આર. પટેલ
વાઈસ ચેરમેન



CA મુકુન્દ એન. પટેલ
જોઈન્ટ મેનેજીંગ ડલરેક્ટર/પ્રો. ડલરેક્ટર



એન્જી. ભીપુભાઈ ની. પટેલ
ડલરેક્ટર



એન્જી. હંસલાલભાઈ ની. પટેલ
ડલરેક્ટર



શ્રી જગદીશભાઈ સી. પટેલ
ડલરેક્ટર



CA સંજયભાઈ ડી. પટેલ
પ્રો. ડલરેક્ટર



ડૉ. વલજયભાઈ એચ. મકવાલા
ડલરેક્ટર



સુશ્રી ચંદનબેન ની. પટેલ
ડલરેક્ટર




શ્રીમતી દામીનીબેન એસ. પટેલ
ડલરેક્ટર



સ્વ. મુકેશભાઈ આર. પટેલ
ડલરેક્ટર

બોર્ડ ઓફ મેનેજમેન્ટ (એક્સર્ટનલ મેમ્બર્સ)



શ્રી સર્વદમનભાઈ સી. પટેલ



શ્રી હેમલભાઈ આર. પટેલ




શ્રી રમેશભાઈ આર. પટેલ



શ્રી વી. આર. સાજી
સી.ઈ.ઓ.

Bank's Achievement




આપકો માનવતા મેં કમી મી વલશ્વાસ નહીં ઁોના ઁાહલે, માનવતા સાગર કે સમાન હે, ઁદલે સાગર કી કુછ બુંદે ગન્દી હે, તો પુરા સાગર ગંદા નહીં હો ઁાતા ।।

-મહાત્મા ગાંધી

જે માણસ પોતાની જવાનીની પ્રત્યેક ક્ષણનો ઉપયોગ કરે છે. તે ક્યારેય વૃદ્ધ થતો નથી. સદા યુવાન રહેવાની ઈચ્છાવાળો માણસ પોતાના કર્તવ્યની પુજા કરે છે.

-સરદાર વલ્લાભભાઈ પટેલ




શંકાનો કોઈ ઈલાજ નથી, ઁાર્લિત્યનો કોઈ પુરાવો નથી, મૌન કરતા વધુ સાટું કોઈ સાધન નથી અને શબ્દોથી વધુ તીક્ષ્ણ કોઈ તીર નથી.

- સ્વામી વલેકાનંદ

શ્રધ્ધાંજલિ

નૈનં છિન્દન્તિ શસ્ત્રાણિ નૈનં દહતિ પાવકઃ ।
ન ચૈનં ક્લેદયન્ત્યાપો ન શોષયતિ મારુતઃ ॥



સ્વ. મુકેશભાઈ રસિકભાઈ પટેલ

ધી વલ્લભ વિધાનગર કોમર્શિયલ કો-ઓપરેટીવ બેંક લિ. ના ડીરેક્ટરશ્રી મુકેશભાઈ રસિકભાઈ પટેલના તારીખ 0૪/૦૨/૨૦૨૩ના રોજ થયેલ દુઃખદ અવસાનથી સમગ્ર બોર્ડ ઓફ ડીરેક્ટર્સશ્રીઓ, બોર્ડ ઓફ મેનેજમેન્ટ ના સભ્યશ્રીઓ તેમજ સ્ટાફ પરિવાર તથા બેંક સભાસદ પરિવાર ખુબ ઉંડા દુઃખની લાગણી અનુભવે છે, તેઓશ્રીએ ધી વી.વી.સી.સી. બેંક પરિવાર પ્રત્યે રાખેલ સ્નેહ-સમર્પણ, ત્યાગ અને સેવાની ભાવના ક્યારેય વિસરાશે નહીં. આવા કર્મઠ માનવને ગુમાવવાનું દુઃખ સ્વભાવીક જ હોય. સમગ્ર બેંક પરિવાર તેમની સેવાઓની સાભાર નોંધ લઈ તેમને હૃદય પૂર્વક શ્રદ્ધા સુમન અર્પે છે.

ૐ શાંતિ

ૐ શાંતિ

ૐ શાંતિ

લિ,

ધી વલ્લભ વિધાનગર કોમર્શિયલ કો-ઓપરેટીવ બેંક લિ. વલ્લભ વિધાનગરના
બોર્ડ ઓફ ડિરેક્ટર્સશ્રીઓ, બોર્ડ ઓફ મેનેજમેન્ટના સભ્યશ્રીઓ
તેમજ કર્મચારી ગણ, સભાસદો અને ગ્રાહકવર્ગ

OUR VISION

- ❖ VVCC Bank's name to be synonymous with Trust, Efficiency and Security.
- ❖ To be among the most admired CO-OPERATIVE BANK in our vicinity area.
- ❖ Business to grow at a Compounded Annual Growth Rate (CAGR) of 10%.
- ❖ Gross NPAs to be reduced to 0.00 -0.50% of net advances.
- ❖ Lending rates to be brought in parity with the rates of commercial banks.
- ❖ To develop new & innovative investment banking services that fulfill the needs of all customers.
- ❖ To be perceived as a preferred banker by depositors, small businessmen and small scale industries.
- ❖ To give full customer satisfaction.
- ❖ VVCC Bank will provide digital services to its customers which are specially in high demand

OUR MISSION



To emerge as the Model Bank in Co-Operative sector,
providing advanced and most innovative banking products and services
for all customers, to enhance customer delight, deliver quality services
that contributes to brand strength establish
a competitive advantage and enhances profitability,
thus providing value to the stake holders of the bank.



...a dedicated Team VVCC Bank



The Vallabh Vidyanagar Commercial Co-operative Bank Limited

BANK'S COMPARATIVE FINANCIALS & RATIOS IN BRIEF : 2022-23

બેંકની તુલનાત્મક નાણાંકીય માહિતી અને ગુણોત્તર : ૨૦૨૨-૨૩

(Rs. in Lakhs)

SR.NO	PARTICULARS	વિગત	31-03-2022	31-03-2023
1	CAPITAL	મૂડી	199.73	208.04
2	RESERVES	અનામતો	3984.36	4527.13
3	NET WORTH	નેટવર્થ	2791.47	3843.86
4	WORKING CAPITALS	કાર્યકારી મૂડી	31049.99	31477.71
5	PROVISION FOR STANDARD ASSATS	સ્ટાન્ડર્ડ એસેટ્સ માટે જોગવાઈ	73.15	83.23
6	TOTAL DEPOSITS DECREASE / INCREASE (%)	કુલ થાપણો ઘટાડો / વધારો (%)	27417.00 6.81%	26330.00 -3.96%
7	TOTAL ADVANCES DECREASE / INCREASE (%)	કુલ ધિરાણો ઘટાડો / વધારો (%)	12569.24 -8.36%	14050.46 11.78%
8	PRIORITY SECTOR ADVANCES % OF TOTAL ADVANCES	પ્રાથમીક ક્ષેત્રે ધિરાણ કુલ ધિરાણના ટકા	3024.45 24.06%	* 7749.25 61.21%
9	CREDIT / DEPOSIT RATIO	ધિરાણ / થાપણ ગુણોત્તર	45.84%	53.36%
10	TOTAL INVESTMENTS	કુલ રોકાણો	16427.51	13114.03
11	SLR INVESTMENTS % OF TOTAL INVESTMENTS	એસ.એલ.આર રોકાણો કુલ રોકાણોના ટકા	12402.55 75.50%	10608.01 80.89%
12	AVERAGE COST OF FUNDS	ફંડની સરેરાશ પડતર	4.57%	4.14%
13	AVERAGE COST OF DEPOSITS	થાપણોની સરેરાશ પડતર	5.21%	4.73%
14	AVERAGE YIELD ON ADVANCES	ધિરાણોની સરેરાશ ઉપજ	9.73%	8.77%
16	AVERAGE YIELD ON INVESTMENT	રોકાણોની સરેરાશ ઉપજ	6.85%	7.57%
17	BUSINESS PER EMPLOYEE	કર્મચારી દીઠ બિઝનેસ	1249.57	1392.42
18	GROSS NPA % OF GROSS ADVANCES	ગ્રોસ એન.પી.એ. ગ્રોસ એડવાન્સના (%)	70.97 0.56%	67.08 0.47%
19	CAPITAL ADEQUACY RATIO	મૂડી-પર્યાપ્તતા ગુણોત્તર	18.29%	19.95%
20	STAFF COST TO TOTAL INCOME	સ્ટાફ ખર્ચ કુલ આવકના ટકા	10.21%	9.44%
21	AVERAGE AGE OF STAFF	કર્મચારી દીઠ સરેરાશ ઉંમર	42 Years	44 Years
22	COST / REVENUE RATIO	ખર્ચ / આવક ગુણોત્તર	83.46%	72.50%
23	NET INCOME PER STAFF	કર્મચારી દીઠ આવક	12.34	25.86
24	NO OF REGULAR SHARE HOLDERS NOMINAL SHARE HOLDERS	સભાસદ સંખ્યા નોમીનલ સભાસદ સંખ્યા	15446 330	15678 496
25	EARNING PER SHARE	શેર દીઠ કમાણી	197.77	360.52
26	TERM DEPOSITS / TOTAL DEPOSITS	મુદતી થાપણો / કુલ થાપણો	73.74%	69.21%
27	INVESTMENT DEP. RESERVE	રોકાણ-ધસારા અનામત	200.00	290.00
28	ADVANCE TO DIRECTORS (FDOD)	ડીરેક્ટરોને કરેલ ધિરાણ	0.29	13.14
29	HOUSING LOAN	હાઉસિંગ લોન	1142.61	1903.05
28	NPA PROVISION REQUIRED PROVISION EXCESS PROVISION	એન.પી.એ. માટે જોગવાઈ જરૂરી જોગવાઈ વધારાની જોગવાઈ	793.18 70.97 722.21	852.43 67.08 785.35

* Inclusive of PSLC Certificates equivalent of Rs. 45.00 Crores

પર મી વાર્ષિક સાધારણ સભા અંગે જાહેરાત

ધી વલ્લભ વિધાનગર કોમર્શિયલ કો-ઓપરેટીવ બેંક લી ના સર્વે સભાસદોને જાણ કરવામાં આવે છે કે બેંકની પરમી સાધારણ સભા તારીખ ૨૫/૦૬/૨૦૨૩ ને રવિવાર, સવારના ૦૯:૩૦ કલાકે બી. વી. એમ. કોલેજ ઓડિટોરીયમ, વલ્લભ વિધાનગરમાં નીચે મુજબની કાર્યસૂચી હાથ ધરવા માટે મળશે. તો સર્વે સભાસદોને પધારવા વિનંતી છે.

કાર્યસૂચી

૧. તારીખ ૨૬/૦૬/૨૦૨૨ ના રોજ મળેલ વાર્ષિક સાધારણ સભામાં થયેલ કામકાજની કાર્યનોંધ વાંચી બહાલ રાખવા બાબત.
૨. તારીખ ૩૧/૦૩/૨૦૨૩ ના રોજ પુરા થતાં વર્ષનું બોર્ડ ઓફ ડિરેક્ટર્સે તૈયાર કરેલું તથા અન્વેષકશ્રીએ પ્રમાણીત કરેલું સને ૨૦૨૨-૨૦૨૩ ના વર્ષનું સરવૈયુ તેમજ નફા-નુકસાન પત્રક મંજૂર કરવા બાબત.
૩. સને ૨૦૨૨-૨૦૨૩ ના વર્ષના નફાની જાણવણી મંજૂર કરવા બાબત.
૪. વર્ષ ૨૦૨૨-૨૦૨૩ દરમિયાન બેંકના કરજદારો પાસેથી સમાધાન રાહે કરેલ વસુલાતને બહાલી આપવા બાબત.
૫. સને ૨૦૨૨-૨૦૨૩ ના વર્ષ માટેના અન્વેષણ અહેવાલની નોંધ લેવા બાબત.
૬. વર્ષ ૨૦૨૩-૨૦૨૪ માટેનું વાર્ષિક અંદાજપત્ર મંજૂર કરવા બાબત.
૭. સને ૨૦૨૩-૨૦૨૪ ના વર્ષ માટે બેંકના હિસાબો તપાસવા સારૂ કોન્કરન્ટ ઓડીટર શ્રી તથા રીઝર્વ બેંક ઓફ ઈન્ડિયાના પરીપત્ર મુજબ સ્ટેચ્યુટરી ઓડીટરની નિમણુંક ને બહાલી આપવા બાબત.
૮. કાયદેસરની કાર્યવાહી કર્યાબાદના બિન વસુલાતપાત્ર લેણાઓની ચર્ચા વિચારણા કરવા અંગે.
૯. પ્રમુખશ્રીની મંજૂરીથી બીજા કામો કરવા બાબત.

સ્થળ : વલ્લભ વિધાનગર

શ્રી વી. આર. સાજી

(સીઈઓ)

તારીખ : ૧૦/૦૬/૨૦૨૩

બોર્ડ ઓફ ડીરેક્ટર્સના આદેશથી

નોંધ :-

૧. કોરમના અભાવે આ સભા મુલતવી રહેશે તો અડધા કલાક બાદ તે જ સ્થળે ફરીથી મળશે જેમાં કોરમની જરૂરીયાત રહેશે નહિં.
૨. આ બેંકના કોઈ પણ સભાસદે બેંકના કામકાજ સંબંધમાં કોઈપણ ખુલાસો જોઈતો હોય તો તેઓએ બેંકની હેડ ઓફીસમાં સાધારણ સભાના સાત દિવસ અગાઉ લેખિત ખબર બેંકના ચીફ એક્ઝીક્યુટીવ ઓફીસરને આપવા વિનંતી છે. સમયમર્યાદા બહાર માંગેલ વિગત હાથ ધરવામાં આવશે નહીં. તે સિવાય પ્રમુખ કે મેનેજીંગ ડિરેક્ટર બેંકના હિતને લગતું કામ કરે તો તે ઉપર વિચાર કરવાનું અને તેનો નિજાલ કરવાનું રહેશે.
૩. સભાસદ સિવાય અન્ય કોઈને પ્રવેશ મળશે નહીં.
૪. જે સભાસદને અહેવાલ જોઈતો હશે તો બેંકની ઓફીસ માંથી કામકાજના સમય દરમિયાન મેળવી શકાશે.

રીઝર્વ બેંક ઓફ ઈન્ડિયા DEAF-૨૦૧૪ યોજના અંગે અગત્યની જાહેરાત

બેંકના તમામ ગ્રાહકોને જાણવવાનું કે રીઝર્વ બેંક ઓફ ઈન્ડિયા DEAF-૨૦૧૪ (Depositors Education and Awareness Fund) યોજના અંતર્ગત જે ખાતેદારનું કોઈપણ પ્રકારનું ખાતુ છેલ્લા ૬૧ વર્ષથી ઈન ઓપરેટીવ રહેલ હોય તેવા ખાતાઓની જમા રકમ તે ખાતુ બંધ કરીને રીઝર્વ બેંક ઓફ ઈન્ડિયા, મુંબઈ ખાતે મોકલી દેવામાં આવે છે. જે રકમ ખાતેદારોને જરૂરી દસ્તાવેજો સાથે કલેઈમ કરવાથી પરત મળી શકે છે.

આથી દરેક ખાતેદારોને સુચના આપવાની કે લાંબા સમયથી કોઈપણ પ્રકારની લેવડ-દેવડ વિના ના ખાતાઓ અથવા KYC ના દસ્તાવેજો (CKYCR- ના નવા નિયમો મુજબ) જમા ના કરાવ્યા હોય તેવા ખાતાઓમાં KYC દસ્તાવેજો તથા જરૂરી વિગતો આપીને તેવા ખાતાઓમાં લેવડ-દેવડ શરૂ કરવી.

INDEPENDENT AUDITOR'S REPORT

To
The Members
The Vallabh Vidyanagar Commercial Co-Operative Bank Ltd.
Vallabh Vidyanagar.

Report on the Audit of the Financial Statements

Qualified Opinion

We have audited the financial statements of **THE VALLABH VIDYANAGAR COMMERCIAL CO-OPERATIVE BANK LTD** ("the Bank"), which comprise the balance sheet as at 31st March 2023, and the statement of profit and loss, and statement of cash flows for the year then ended, and notes to the financial statements, including a summary of significant accounting policies and other explanatory information.

In our opinion and to the best of our information and according to the explanations given to us, except for the effects of matter described in the Basis for Qualified section of our report, the accompanying financial statements together with the Notes thereon, give the information required by the Banking Regulation Act, 1949 (as applicable to co-operative societies), the Gujarat Co-operative Societies Act, 1961, the guidelines issued by the Reserve Bank of India and the Registrar of co-operative Societies in the manner so required and give a true and fair view in conformity with the accounting principles generally accepted in India, of the state of affairs of the Bank as at March 31, 2023, and its profit/loss, and its cash flows for the year ended on that date.

Basis for Opinion

Provision for gratuity and accumulated earned leave of employees is not provided for on actuarial basis as required by AS 15 on "Employees Benefits". Present fund Value as on 31/03/2023 of Leave Encashment is Rs. 23,39,870/- and Gratuity is Rs. 1,19,52,566/- Our audit opinion on the financial statements for the year ended 31 March 2023 is also qualified in respect of this matter.

We conducted our audit in accordance with the Standards on Auditing (SAs) issued by ICAI. Our responsibilities under those Standards are further described in the Auditor's Responsibilities for the Audit of the Financial Statements section of our report. We are independent of the Bank in accordance with the Code of Ethics issued by the Institute of Chartered Accountants of India together with the ethical requirements that are relevant to our audit of the financial statements and we have fulfilled our other ethical responsibilities in accordance with these requirements and the Code of Ethics. We believe that the audit evidence we have obtained is sufficient and appropriate to provide a basis for our opinion.

Responsibilities of Management and Those Charged with Governance for the Financial Statements

The Bank's Board of Directors is responsible with respect to the preparation of these financial statements that give a true and fair view of the financial position, financial performance and cash flows of the Bank in accordance with the accounting principles generally accepted in India, including the accounting Standards issued by ICAI, and provisions of the Banking Regulation Act, 1949 (as applicable to cooperative societies), the guidelines issued by Reserve Bank of India and the guidelines issued by the National Bank for Agricultural and Rural Development, the Registrar of cooperative societies, Gujarat, the Gujarat Cooperative Societies Act, 1961 and the Gujarat Co-operative Societies Rules 1965.

This responsibility also includes maintenance of adequate accounting records in accordance with the provisions of the Act for safeguarding of the assets of the Bank and for preventing and detecting frauds and other irregularities; selection and application of appropriate accounting policies; making judgments and estimates that are reasonable and prudent; and design, implementation and maintenance of adequate internal financial controls, that were operating effectively for ensuring the accuracy and completeness of the accounting records, relevant to the preparation and presentation of the financial statements that give a true and fair view and are free from material misstatement, whether due to fraud or error.

In preparing the financial statements, the Board of Directors is responsible for assessing the Bank's ability to continue as a going concern, disclosing, as applicable, matters related to going concern and using the going concern basis of accounting unless the Board of Directors either intends to liquidate the Bank or to cease operations, or has no realistic alternative but to do so.

The Board of Directors are also responsible for overseeing the Bank's financial reporting process.

Auditor's Responsibilities for the Audit of the Financial Statements

Our objectives are to obtain reasonable assurance about whether the financial statements as a whole are free from material misstatement, whether due to fraud or error, and to issue an auditor's report that includes our opinion. Reasonable assurance is a high level of assurance, but is not a guarantee that an audit conducted in accordance with SAs will always detect a material misstatement when it exists. Misstatements can arise from fraud or error and are considered material if, individually or in the aggregate, they could reasonably be expected to influence the economic decisions of users taken on the basis of these financial statements.

As part of an audit in accordance with SAs, we exercise professional judgment and maintain professional scepticism throughout the audit. We also:



- Identify and assess the risks of material misstatement of the financial statements, whether due to fraud or error, design and perform audit procedures responsive to those risks, and obtain audit evidence that is sufficient and appropriate to provide a basis for our opinion. The risk of not detecting a material misstatement resulting from fraud is higher than for one resulting from error, as fraud may involve collusion, forgery, intentional omissions, misrepresentations, or the override of internal control.
- Obtain an understanding of internal control relevant to the audit in order to design audit procedures that are appropriate in the circumstances, but not for the purpose of expressing an opinion on the effectiveness of the Bank's internal control.
- Evaluate the appropriateness of accounting policies used and the reasonableness of accounting estimates and related disclosures made by management.
- Conclude on the appropriateness of management's use of the going concern basis of accounting and, based on the audit evidence obtained, whether a material uncertainty exists related to events or conditions that may cast significant doubt on the Bank's ability to continue as a going concern. If we conclude that a material uncertainty exists, we are required to draw attention in our auditor's report to the related disclosures in the financial statements or, if such disclosures are inadequate, to modify our opinion. Our conclusions are based on the audit evidence obtained up to the date of our auditor's report. However, future events or conditions may cause the Bank to cease to continue as a going concern.
- Evaluate the overall presentation, structure and content of the financial statements, including the disclosures, and whether the financial statements represent the underlying transactions and events in a manner that achieves fair presentation.

We communicate with those charged with governance regarding, among other matters, the planned scope and timing of the audit and significant audit findings, including any significant deficiencies in internal control that we identify during our audit.

We also provide those charged with governance with a statement that we have complied with relevant ethical requirements regarding independence, and to communicate with them all relationships and other matters that may reasonably be thought to bear on our independence, and where applicable, related safeguards. From the matters communicated with those charged with governance, we determine those matters that were of most significance in the audit of the financial statements of the current period. We describe these matters in our auditor's report unless law or regulation precludes public disclosure about the matter or when, in extremely rare circumstances, we determine that a matter should not be communicated in our report because the adverse consequences of doing so would reasonably be expected to outweigh the public interest benefits of such communication.

Report on Other Legal and Regulatory Requirements

- The Balance Sheet and the Statement of Profit and Loss have been drawn up in accordance with the provision of Banking Regulation Act, 1949 and provision of the Gujarat Co-operative Societies Act, 1961 and Gujarat Co-operative Societies Rules, 1965.
- We report that:
 - We have obtained all the information and explanation which to the best of our knowledge and belief were necessary for the purpose of our audit and have found them to be satisfactory.
 - In our opinion, proper books of accounts as required by law have been kept by the Bank so far as it appears from our examination of those books and proper returns adequate for the purpose of our audit have been received from the branches/ offices.
 - The transactions of the Bank which have come to our notice are within the powers of the Bank.
 - The Balance sheet, the profit & Loss and Cash flows statement dealt with by this report, are in agreement with the books of account and the returns.
 - The accounting standards adopted by the Bank are consistent with those laid down by accounting principles generally accepted in India so far as applicable to banks.
- We further report that for the year under audit, the Bank has been awarded "A" classification.

FOR SHAH & TALATI
CHARTERED ACCOUNTANTS
FRN : 120183W

CA CHETAN R. SHAH
(PARTNER)
MRN : 032011
UDIN : 23032011BGRMTK5016

Place of Signature: Vallabh Vidyanagar
Date : 20/05/2023

ચેરમેનશ્રી નું નિવેદન

સંચાલક મંડળ વતી ચેરમેનશ્રી દ્વારા રજુ થયેલ અહેવાલ

વહાલા સભાસદ ભાઈઓ તથા બહેનો,

આપ સૌના સ્નેહભર્યા સાથે અને સહકારથી આપણી બેંક સફળતાની સીડીઓ ઉપર ઉત્તરે ઉત્તર પ્રગતિ સાથે પોતાની બેંકીંગ સફરનાં પર માં વર્ષમાં મંગલ પ્રવેશ કરી રહેલ છે. આપણી બેંકના ડિરેક્ટરશ્રી એન્જી. મુકેશભાઈ આર. પટેલ નું તા.૦૪/૦૨/૨૦૨૩ ના રોજ દુઃખદ અવસાન થયેલ છે. તેમના કુટુંબીજનો પર આવી પડેલ મુશ્કેલીનો સામનો કરવાની ભગવાન શક્તિ આપે તેમજ બેંક ને પણ પીઠ-અનુભવી વડીલના અવસાનની ખોટ પડેલ છે જેની નોંધ લઉં છું. આપ સૌ સભાસદો તથા ગ્રાહકોએ બેંકની વ્યવસ્થાપક કમિટી તથા મેનેજમેન્ટ કમિટીના પારદર્શક વહીવટમાં અપ્રિતમ વિશ્વાસ મુકેલ છે જેના પરીણામ સ્વરૂપે તથા બેંકના નિષ્ઠાવાન કર્મચારીઓની ગ્રાહક સેવાઓ થકી આપણી બેંકે વર્ષ ૨૦૨૨-૨૦૨૩ દરમિયાન નાણાંકીય તથા આર્થિક દ્રષ્ટીકોણથી તમામ ક્ષેત્રે ઘણી સારી પ્રગતિ કરેલ છે. આપણી સમક્ષ બેંકના તારીખ ૩૧/૦૩/૨૦૨૩ ના રોજ પુરા થયેલ વર્ષના ઓડીટ થયેલ તથા બોર્ડ ઓફ ડિરેક્ટર્સ દ્વારા મંજૂર થયેલ હિસાબો તથા અહેવાલ આપ સમક્ષ રજુ કરૂં છું જેના મુખ્ય અંશો નીચે મુજબ છે.

- બેંકની થાપણો ૨૭,૪૧૭.૦૦ લાખ થી ઘટીને ૨૬,૩૩૦.૦૦ લાખ થયેલ છે. બેંકીંગ વ્યાજદરની હરીફાઈ ને કારણે થાપણોમાં ઘટાડો છે.
- કુલ ધિરાણો ૧૨,૫૬૯.૨૪ લાખ થી વધીને ૧૪,૦૫૦.૪૬ લાખ થયેલ છે. જે પૈકી કુલ એન.પી.એ. ૬૭.૦૮ લાખ છે. જે ગયા વર્ષે ૭૦.૯૭ લાખ હતું. ૩.૮૯ લાખની રીકવરી ચાલુ વર્ષમાં થયેલ છે.
- વર્ષના અંતે ૦.૪૭% ગ્રોસ એન.પી.એ. રહેવા પામેલ છે તથા નેટ એન.પી.એ. **૦.૦૦%** છે. એન.પી.એ. સામેની જોગવાઈ રૂ. ૮૫૨.૪૩ લાખ છે. જે જરૂરીયાત કરતાં રૂ. ૭૮૫.૩૫ લાખ થી વધારે છે.
- બેંકનો કેડીટ ડીપોઝીટ રેશીયો ૫૩.૩૬% છે.
- બેંકનું પોતાનું સ્વભંડોળ ૫૪.૮૫ કરોડ છે તથા બેંકનો કુલ બિઝનેસ ૪૦૩.૭૯ કરોડ છે. જે આપણા માટે ગૌરવ લેવાની વાત છે.
- રીઝર્વ બેંક ઓફ ઈન્ડિયાના નિર્ધારિત માપદંડ મુજબ બેંકનો સી.આર.એ.આર. ૧૯.૯૫% છે.

આપણી બેંકનો તારીખ ૩૧/૦૩/૨૦૨૩ ના રોજ પુરા થતા વર્ષનો કાર્યો નફો રૂ. ૮૮૦.૨૨ લાખ થયેલ છે તેમાંથી જરૂરી જોગવાઈઓ કર્યાબાદ ચોખ્ખો નફો રૂ. ૭૫૦.૦૦ લાખ થયેલ છે.

સંચાલક મંડળ દ્વારા ૧૨% ડીવીડન્ડ આપવામાં તથા ચોખ્ખા નફાની નીચે મુજબ ફાળવણી કરવાની ભલામણ કરવામાં આવેલ છે.



તા. ૩૧-૦૩-૨૦૨૩ નો નફો રૂ. ૭,૫૦,૦૦,૦૦૦/- (પેટા નિયમ ૬૬-અ અને ૬૬-બ) મુજબ ફાળવણી

વિગત		રૂ. પૈસા
૬૬-અ મુજબ		
૧ રિઝર્વ ફંડ ચોખ્ખા નફાના	૫૦.૦૦%	૩,૭૫,૦૦,૦૦૦.૦૦
૨ શિક્ષણ ફાળો (ચોખ્ખા નફાના ૨% અથવા રૂ.૨,૦૦,૦૦૦.૦૦)		૨,૦૦,૦૦૦.૦૦
૩ ડિવિડન્ડ શેર ભંડોળના (રીઝર્વ બેંક ઓફ ઈન્ડિયાની મંજૂરીને આધિન)	૧૨.૦૦%	૨૧,૫૦,૦૦૦.૦૦
૪ ખરાબ અને શકમંદ લેણા ફંડ	૧૫.૦૦%	૧,૧૨,૫૦,૦૦૦.૦૦
૫ રોકાણ વધઘટ અનામત (IFR) (રીઝર્વ બેંક ઓફ ઈન્ડિયાના પરીપત્ર મુજબ)		૨,૦૬,૦૦,૦૦૦.૦૦
૬ ડિવિડન્ડ ઈક્વીલાઈઝેશન ફંડ (પેટા નિયમ મુજબ જરૂરી જોગવાઈ થઈ ગયેલ હોઈ જરૂરી નથી)		૦.૦૦
	સરવાળો	૭,૧૭,૦૦,૦૦૦.૦૦
	ઉપરોક્ત ફાળવણી બાદ બાકી નફો	૩૩,૦૦,૦૦૦.૦૦
૬૬-બ મુજબ બાકી નફાના		
૧ બિલ્ડીંગ ફંડ	૪૦.૦૦%	૧૩,૨૦,૦૦૦.૦૦
૨ ધર્મદા ફંડ	૫.૦૦%	૧,૬૫,૦૦૦.૦૦
૩ સહકાર પ્રચાર ફંડ	૫.૦૦%	૧,૬૫,૦૦૦.૦૦
૪ સ્ટાફ વેલફેર ફંડ	૫.૦૦%	૧,૬૫,૦૦૦.૦૦
૫ સભાસદ બેનીફીટ ફંડ	૩૦.૦૦%	૯,૯૦,૦૦૦.૦૦
૬ મહોત્સવ ફંડ	૧૫.૦૦%	૪,૯૫,૦૦૦.૦૦
	સરવાળો	૩૩,૦૦,૦૦૦.૦૦

બેંકના બોર્ડ ઓફ ડીરેક્ટર્સ, બોર્ડ ઓફ મેનેજમેન્ટ તથા વિવિધ કમીટીઓએ બેંકના વહીવટી સંચાલનમાં ઉંડો રસ લઈ નિયમીત મીટીંગમાં હાજરી આપી બેંકની પ્રગતિ તથા પ્રતિષ્ઠામાં યોગદાન આપવા બદલ તેમનો આભાર વ્યક્ત કરે છે. બેંકના સંચાલક મંડળમાં અવારનવાર કાયદાકીય જાણકારી તથા માર્ગદર્શન આપવા બદલ રીઝર્વ બેંક ઓફ ઈન્ડિયા, મે. જીલ્લા રજીસ્ટ્રાર શ્રી, સહકારી મંડળીઓ-આણંદ, જીલ્લા સહકારી સંઘ-આણંદ, ગુજરાત રાજ્ય સહકારી સંઘ-અમદાવાદ તથા ગુજરાત અર્બન કો-ઓપરેટીવ બેંકસ ફેડરેશન-અમદાવાદ નો આભાર માનું છે. બેંકના ઈન્ટરનલ ઓડીટર તથા સ્ટેચ્યુટરી ઓડીટર શ્રી એ પણ જરૂરી માર્ગદર્શન આપ્યા તે બદલ પણ તેમનો આભાર વ્યક્ત કરે છે. તથા બેંકના શેરધારકોનો સહકાર તેમજ બેંકના સર્વ કર્મચારી મિત્રોના અમુલ્ય સાથ અને સહકારની સહર્ષ નોંધ લઈ આભારની લાગણી પ્રગટ કરે છે.

આપનો વિશ્વાસુ,
શ્રી અશોકભાઈ જી. પટેલ
ચેરમેન

BALANCE SHEET AS ON 31-03-2023 - તા.૩૧-૩-૨૦૨૩ ના રોજનું સરવૈયુ

31-03-2022	LIABILITIES - ભંડોળ તથા દેવું	31-03-2023	31-03-2023
Rs. Ps.		Rs. Ps.	Rs. Ps.
	SHARE CAPITAL શેરમૂડી		
	Authorised Share Capital અધિકૃત શેરમૂડી		
35,00,000.00	01. (35,000 Shares of Rs.100 each) (રૂા. ૧૦૦ નો એક એવા ૩૫૦૦૦ શેર)	35,00,000.00	
3,00,00,000.00	02. (3,00,000 Linking Shares of Rs.100 each) (રૂા. ૧૦૦ નો એક એવા ૩૦૦૦૦૦ લીંકીંગ શેર)	3,00,00,000.00	
3,35,00,000.00	TOTAL - સરવાળો		3,35,00,000.00
	Issued, Subscribed and Paid-up Share Capital ભરપાઈ થયેલ શેરમૂડી		
21,13,400.00	01. SHARE CAPITAL (20,445-Shares of Rs.100 each) (રૂા. ૧૦૦ નો એક એવા ૨૦,૪૪૫ શેર)	20,44,500.00	
1,78,59,600.00	02. SHARE LINKING (1,87,590-Shares of Rs. 100 each) (રૂા. ૧૦૦ નો એક એવા ૧,૮૭,૫૯૦ શેર)	1,87,59,000.00	
0.00	SHARE APPLICATION FEE (શેર એપ્લિકેશન ફી)	0.00	
1,99,73,000.00	TOTAL - સરવાળો		2,08,03,500.00
	RESERVES FUNDS અનામતો અને ભંડોળ		
15,08,01,784.87	RESERVE FUND અનામત ફંડ	16,88,09,378.87	
1,55,32,992.10	BUILDING FUND બિલ્ડીંગ ફંડ	1,65,82,510.10	
10,91,61,213.00	REVALUATION RESERVE રીવેલ્યુએશન રીઝર્વ	10,91,61,213.00	
3,83,00,913.03	BAD DEBTS FUND ખરાબ અને શકમંદ લેણાં ફંડ	4,42,25,913.03	
4,10,17,397.09	SPECIAL BAD DEBTS FUND ખાસ જૂબત લેણાં ફંડ	4,10,17,397.09	
73,15,737.74	PROVISION FOR STANDARD ASSETS સ્ટાન્ડર્ડ એસેટ્સની જોગવાઈ	83,23,007.54	
2,00,00,000.00	INVESTMENT DEPRECIATION RESERVE રોકાણ ઘસારા અનામત	2,90,00,000.00	
38,38,905.36	INVESTMENT FLUCTUATION RESERVE રોકાણ વધઘટ અનામત	1,66,80,267.36	43,37,99,686.99
	OTHER FUNDS અન્ય ભંડોળ		
7,77,026.31	STAFF WELFARE FUND સ્ટાફ વેલફેર ફંડ	9,08,216.31	
32,83,717.23	DIVIDEND EQUILISATION FUND ડીવીડન્ડ ઇક્વીલાઈઝેશન ફંડ	32,83,717.23	
8,49,699.50	DHARMADA FUND ધર્માદા ફંડ	9,29,889.50	
12,60,964.12	SAHKAR PRACHAR FUND સહકાર પ્રચાર ફંડ	12,41,154.12	
18,66,353.97	SHARE HOLDER BENIFIT FUND સભાસદ બેનીફીટ ફંડ	17,13,492.97	
10,53,932.23	MAHOTSAV FUND મહોત્સવ ફંડ	14,47,501.23	
23,75,000.00	SPECIAL PROVISION UNDER 36(1)(viii) સ્પેશીયલ પ્રોવિઝન-૩૬(૧) (viii) હેઠળ ખાસ જોગવાઈ	33,90,000.00	
10,00,000.00	CYBER SECURITY FUND સાયબર સીક્યુરીટી ફંડ	60,00,000.00	1,89,13,971.36
39,84,35,636.55	TOTAL - સરવાળો		45,27,13,658.35
41,84,08,636.55	TOTAL CARRIED FORWARD (C/F) - સરવાળો આગળ લઈ ગયા		47,35,17,158.35



BALANCE SHEET AS ON 31-03-2023 - તા.૩૧-૩-૨૦૨૩ ના રોજનું સરવૈયુ

31-03-2022	ASSETS - અસ્કયામતો	31-03-2023	31-03-2023
Rs. Ps.		Rs. Ps.	Rs. Ps.
	CASH ON HAND હાથ ઉપર સિલક		
90,48,010.00	CASH ON HAND હાથ ઉપર સિલક		1,17,45,831.00
	BALANCES WITH BANKS બેંકોમાં સિલક		
	STATE CO-OP.BANK/DIST.CENTRAL CO-OP.BANK રાજ્ય / જીલ્લા સહકારી બેંક		
3,50,48,919.68	KDCC CUR A/C V.V.NAGAR ખે.જી.મ.સ. બેંક, વલ્લ વિધાનગર	2,04,39,487.68	
16,50,582.18	GSCB CUR A/C A'BAD ગુજ.રાજ.સહ. બેંક, અમદાવાદ	8,79,014.86	
1,45,13,915.70	GSCB RTGS-NEFT SETTLEMENT A/C ગુજ.રાજ.સહ. બેંક, અમદાવાદ	1,22,34,208.94	
20,82,239.96	GSCB CTS CLEARING SETTLEMENT A/C ગુજ.રાજ.સહ. બેંક, અમદાવાદ	71,807.81	
14,65,135.95	GSCB UPI SETTLEMENT A/C ગુજ.રાજ.સહ. બેંક, અમદાવાદ	19,87,561.49	
	NATIONALISE BANK રાષ્ટ્રીયકૃત બેંક		
1,95,12,118.95	SBI CUR A/C ANAND સ્ટેટ બેંક ચાલુ ખાતામાં, આણંદ	2,10,71,630.20	
6,98,923.68	BOB CUR A/C V.V.N. બેંક ઓફ બરોડા ચાલુ ખાતામાં, વલ્લ વિધાનગર	4,93,923.68	
11,72,507.04	UBI CURR A/C ANAND યુનિયન બેંક ચાલુ ખાતામાં, આણંદ	11,72,372.51	
5,20,08,319.72	IDBI BANK CUR A/C. આઈડીબીઆઈ બેંક ચાલુ ખાતામાં, વલ્લ વિધાનગર	5,64,43,030.72	
12,81,52,662.86	TOTAL - સરવાળો		11,47,93,037.89
	PRIVATE BANKS ખાનગી બેંકો		
20,75,257.65	AXIS BANK LTD - CUR A/C એક્સીસ બેંક લી. ચાલુ ખાતું, વલ્લ વિધાનગર	13,93,034.81	
72,877.71	HDFC BANK LTD - CUR A/C E.PAYMENT એચડીએફસી બેંક લી. ઈ-પેમેન્ટ	14,672.71	
43,95,834.34	HDFC BANK LTD - CUR A/C BARODA એચડીએફસી બેંક લી. ચાલુ ખાતું, વડોદરા	4,58,581.29	
6,96,690.45	HDFC BANK LTD - CUR A/C ANAND એચડીએફસી બેંક લી. ચાલુ ખાતું, આણંદ	24,44,769.23	
2,19,699.75	HDFC BANK LTD - CUR A/C MUMBAI એચડીએફસી બેંક લી. ચાલુ ખાતું, મુંબઈ	26,308.94	
19,43,721.76	YES BANK LTD. IMPS Settlement A/C યેસ બેંક લી. આઈએમપીએસ સેટલમેન્ટખાતું	23,31,090.97	
1,28,337.00	THE KALUPUR COMM CO-OP BANK LTD ધી કાલુપુર કોમ. કો.ઓ. બેંક લિ.	62,038.00	
95,32,418.66	TOTAL- સરવાળો		67,30,495.95
2,00,00,000.00	MONEY AT CALL AND SHORT NOTICE ટુંકી મુદત અને કોલ ખાતે		0.00
	INVESTMENT IN SHARES શેરોમાં રોકાણ		
	CO-OPERATIVE BANKS સહકારી બેંકો		
25,000.00	KDCC BANK LTD.SHARE ખેડા જીલ્લા મ.સ.બેંક લી	25,000.00	
5,000.00	GSC BANK LTD.SHARE-AHMEDABAD ગુજ.રાજ.સહ. બેંક લી - અમદાવાદ	5,000.00	
30,000.00	TOTAL		30,000.00
16,67,63,091.52	TOTAL CARRIED FORWARD (C/F) - સરવાળો આગળ લઈ ગયા		13,32,99,364.84

BALANCE SHEET AS ON 31-03-2023 - ता.३१-३-२०२३ ना रोजनुं सरवैयु

31-03-2022	LIABILITIES - लंडोन तथा देवुं	31-03-2023	31-03-2023
Rs. Ps.		Rs. Ps.	Rs. Ps.
41,84,08,636.55	TOTAL BROUGHT FORWARD (B/F) - सरवाणो आगण लाव्या		47,35,17,158.35
	DEPOSITS – थापणो		
	CURRENT DEPOSIT – चालु थापणो		
12,62,80,259.52	INDIVIDUALS व्यक्तिओ	12,83,87,115.37	
94,66,932.25	OTHER SOCIETIES सहकारी संस्थाओ	2,30,58,669.81	
13,57,47,191.77	TOTAL – सरवाणो	15,14,45,785.18	
	SAVINGS DEPOSIT – भयत थापणो		
58,43,44,918.06	INDIVIDUALS व्यक्तिओ	65,91,13,792.40	
0.00	OTHER SOCIETIES सहकारी संस्थाओ	0.00	
58,43,44,918.06	TOTAL – सरवाणो	65,91,13,792.40	
	FIXED DEPOSIT – मुदती थापणो		
1,98,43,69,762.00	INDIVIDUALS व्यक्तिओ	1,82,24,05,926.00	
3,72,38,446.00	OTHER SOCIETIES सहकारी संस्थाओ	0.00	
2,02,16,08,208.00	TOTAL – सरवाणो	1,82,24,05,926.00	
2,74,17,00,317.83	TOTAL DEPOSIT – कुल थापणो		2,63,29,65,503.58
	BORROWINGS – करज		
0.00	RESERVE BANK OF INDIA रीजर्व बँक ओइ इन्डीया	0.00	
0.00	OTHER BANKS अन्य बँक	3,58,52,547.00	
0.00	OTHER INSTITUTIONS AND AGENCIES/REPO अन्य संस्थाओ अने अेजन्सीओ	1,99,88,893.84	
0.00	TOTAL – सरवाणो		5,58,41,440.84
18,88,000.00	BILLS FOR COLLECTION बील्स डोर कलेकशन		0.00
0.00	INTER-OFFICE ADJUSTMENTS (NET) इन्टर-ओडीस अेजस्टमेन्ट्स (नेट)		0.00
15,10,76,326.13	OVERDUE INTEREST RESERVE मुदतीवीती व्याज अनामत		14,91,86,297.13
3,31,30,73,280.51	TOTAL CARRIED FORWARD (C/F) – सरवाणो आगण लई गया		3,31,15,10,399.90



BALANCE SHEET AS ON 31-03-2023 - તા.૩૧-૩-૨૦૨૩ ના રોજનું સરવૈયું

31-03-2022		ASSETS - અસ્કયામતો	31-03-2023		31-03-2023	
Rs.	Ps.		Rs.	Ps.	Rs.	Ps.
16,67,63,091.52		TOTAL BROUGHT FORWARD (B/F) – સરવાળો આગળ લાવ્યા			13,32,99,364.84	
		SLR INVESTMENTS				
		HELD TO MATURITY				
2,12,05,163.05		G.O.I. 07.40% 2035 જી.ઓ.આઈ ૦૭.૪૦% ૨૦૩૫	2,11,12,458.20			
8,28,76,776.26		G.O.I. 08.33% 2036 જી.ઓ.આઈ ૦૮.૩૩% ૨૦૩૬	0.00			
4,65,90,000.00		KA SDL 07.14% 2029 કે.એમ.એસ.ડી.એલ ૦૭.૧૪% ૨૦૨૯	4,65,90,000.00			
0.00		G.O.I. 05.63% 2026 જી.ઓ.આઈ ૦૫.૬૩% ૨૦૨૬	4,93,20,000.00			
0.00		G.O.I. 05.74% 2026 જી.ઓ.આઈ ૦૫.૭૪% ૨૦૨૬	9,84,40,000.00			
0.00		G.O.I. 06.79% 2029 જી.ઓ.આઈ ૦૬.૭૯% ૨૦૨૯	9,99,00,000.00			
		AVAILABLE FOR SALE – વેચાણ માટે રાખેલ				
3,92,60,053.96		G.O.I. 06.83% 2039 જી.ઓ.આઈ ૦૬.૮૩% ૨૦૩૯	3,92,60,053.96			
1,00,01,000.00		G.J.S.D.L. 09.65% 2023 જી.એસ.ડી.એલ ૦૯.૬૫% ૨૦૨૩	1,00,01,000.00			
3,00,27,000.00		G.J.S.D.L. 08.05% 2025 જી.એસ.ડી.એલ ૦૮.૦૫% ૨૦૨૫	3,00,27,000.00			
10,12,82,500.00		G.O.I. 06.79% 2029 CBLO જી.ઓ.આઈ ૦૬.૭૯% ૨૦૨૯ સીબીએલઓ	0.00			
5,08,05,000.00		M.P.S.D.L. 07.38% 2026 એમ.પી.એસ.ડી.એલ ૦૭.૩૮% ૨૦૨૬	5,08,05,000.00			
5,23,73,750.00		G.O.I. 06.97% 2026 જી.ઓ.આઈ ૦૬.૯૭% ૨૦૨૬	5,23,73,750.00			
10,00,70,000.00		G.O.I. 06.19% GS 2034 જી.ઓ.આઈ ૦૬.૧૯% જીએસ ૨૦૩૪	10,00,70,000.00			
5,11,80,000.00		MAHARASHTRA SDL 07.83% 2030 મહારાષ્ટ્ર એસડીએલ ૦૭.૮૩% ૨૦૩૦	5,11,80,000.00			
5,04,05,000.00		MAHARASHTRA SDL 07.10% 2032 મહારાષ્ટ્ર એસડીએલ ૦૭.૧૦% ૨૦૩૨	5,04,05,000.00			
9,87,60,000.00		G.O.I. 06.22% 2035 જી.ઓ.આઈ ૦૬.૨૨% ૨૦૩૫	9,87,60,000.00			
5,01,20,000.00		7.04% TELANGANA SDL 2032 ૭.૦૪% તેલંગાના એસડીએલ ૨૦૩૨	5,01,20,000.00			
2,25,62,256.00		7.14% TELANGANA SDL ૭.૧૪% તેલંગાના એસડીએલ	2,25,62,256.00			
9,86,40,000.00		5.74% GS 2026 ૫.૭૪% જીએસ ૨૦૨૬	0.00			
2,05,92,059.00		7.01% MAHARASHTRA SDL 2032 ૭.૦૧% મહારાષ્ટ્ર એસડીએલ ૨૦૩૨	2,05,92,059.00			
4,99,93,750.00		5.63% GOI 2026 ૫.૬૩% જી.ઓ.આઈ ૨૦૨૬	0.00			
2,00,30,000.00		7.26% HARYANA SDL 2032 ૭.૨૬% હરીયાણા એસડીએલ ૨૦૩૨	2,00,30,000.00			
0.00		7.83% WEST BENGAL SDL 2032 ૭.૮૩% વેસ્ટ બેંગાલ એસડીએલ ૨૦૩૨	2,00,28,000.00			
0.00		7.67 % KERALA SGS 2034 ૭.૬૭% કેરલા એસડીએસ ૨૦૩૪	4,32,61,620.00			
0.00		7.46 % MADHYA PRADESH SGS 2032 ૭.૪૬% મ.પ્રદેશ એસડીએસ ૨૦૩૨	3,58,72,996.00			
0.00		7.68 % UTTAR PRADESH SGS 2032 ૭.૬૮% ઉ.પ્રદેશ એસડીએસ ૨૦૩૨	5,00,90,000.00			
		T-BILLS				
4,86,71,850.00		364 DAY T-BILL 30.06.2022 ૩૬૪ દિવસ ટી-બીલ ૩૦.૦૬.૨૦૨૨	0.00			
4,81,14,100.00		364 DAY T-BILL 02.11.2022 ૩૬૪ દિવસ ટી-બીલ ૦૨.૧૧.૨૦૨૨	0.00			
4,89,73,050.00		182 DAY T-BILL 08.09.2022 ૧૮૨ દિવસ ટી-બીલ ૦૮.૦૯.૨૦૨૨	0.00			
4,89,45,650.00		182 DAY T-BILL 15.09.2022 ૧૮૨ દિવસ ટી-બીલ ૧૫.૦૯.૨૦૨૨	0.00			
4,87,76,050.00		364 DAY T-BILL 20.10.2022 ૩૬૪ દિવસ ટી-બીલ ૨૦.૧૦.૨૦૨૨	0.00			
1,24,02,55,008.27		SLR INVESTMENTS TOTAL કુલ એસએલઆર રોકાણો			1,06,08,01,193.16	
		NON SLR INVESTMENTS નોન-એસએલઆર રોકાણો				
		AVAILABLE FOR SALE				
3,56,48,250.00		PFC BOND 0% 2022 પાવર ફાઇનાન્સ કોર્પોરેશન બોન્ડ ૦% ૨૦૨૨	0.00			
21,02,000.00		HUDCO TAX FREE BOND 2015-16 હુડકો ટેક્સ ફ્રી બોન્ડ ૨૦૧૫-૧૬	21,02,000.00			
2,02,15,725.00		REC BOND 7.09% 2022 આરઈસી બોન્ડ ૭.૦૯% ૨૦૨૨	0.00			
5,79,65,975.00		TOTAL - NON SLR INVESTMENT નોન એસએલઆર રોકાણો			21,02,000.00	
1,46,49,84,074.79		TOTAL CARRIED FORWARD (C/F) - સરવાળો આગળ લઈ ગય			1,19,62,02,558.00	

BALANCE SHEET AS ON 31-03-2023 - તા.૩૧-૩-૨૦૨૩ ના રોજનું સરવૈયુ

31-03-2022	LIABILITIES - ભંડોળ તથા દેવું	31-03-2023	31-03-2023
Rs. Ps.		Rs. Ps.	Rs. Ps.
3,31,30,73,280.51	TOTAL BROUGHT FORWARD (B/F) - સરવાળો આગળ લાવ્યા		3,31,15,10,399.90
	OTHER LIABILITIES અન્ય જવાબદારીઓ		
2,29,988.00	UNPAID DIVIDEND નહીં ચુકવાયેલ ડીવીડન્ડ	1,34,297.00	
3,82,399.00	UNPAID GRATUITY નહીં ચુકવાયેલ ગ્રેજ્યુઇટી	3,82,399.00	
13,06,222.00	LEAVE SALARY PAYABLE ચુકવવાપાત્ર રજા પગાર	2,37,168.00	
21,04,989.00	INTEREST PAYABLE ON DEPOSITS થાપણ ઉપર ચુકવવાપાત્ર વ્યાજ	16,28,696.00	
0.00	AT PAR CHEQUE ISSUED (AXIS BANK)	8,69,761.00	
13,07,574.36	PAY ORDER ISSUED પે ઓર્ડર ઇસ્ચુડ	38,89,562.00	
10,00,885.00	T.D.S. DEDUCTION ટીડીએસ કપાત	13,06,236.00	
25,00,000.00	PROVISION FOR INCOME TAX ઇન્કમ ટેક્સ ની જોગવાઈ ચુકવવાપાત્ર	20,00,000.00	
3,06,821.00	STAFF PROVIDENT FUND સ્ટાફ પ્રોવીડન્ટ ફંડ	2,66,108.00	
32,11,991.00	SUNDRY CREDITORS વિવિધ લેણદારો	53,38,376.00	
5,400.00	SGST PAYABLE એસજીએસટી પેએબલ	10,855.00	
5,400.00	CGST PAYABLE સીજીએસટી પેએબલ	10,855.00	
1,14,932.62	BILLS PAYABLE ચુકવવાપાત્ર લેણદારો	1,93,180.03	
27,70,108.10	PROVISION FOR SHABHASAD GIFT સભાસદ ભેટ માટેની જોગવાઈ	1,93,655.30	
1,28,019.31	E-COM / POS ACQUIRE TRANSACTION ઇ-કોમ/પીઓએસ	3,82,777.69	
7,18,846.07	UPI OUTWARD TRANSACTION યુપીઆઈ ટ્રાન્ઝેક્શન	16,37,067.10	
1,54,800.00	ATM ISSUER TRANSACTION એટીએમ ટ્રાન્ઝેક્શન	4,46,400.00	
0.00	NPCI GST PAYABLE એનપીસીઆઈ જીએસટી પેબલ	0.00	
0.00	IMPS OUTWARD TRANSACTION આઈએમપીએસ આઉટવર્ડ ટ્રાન્ઝેક્શન	6,80,990.00	
1,62,48,375.46	TOTAL - સરવાળો		1,96,08,383.12
3,95,00,000.00	BALANCE IN PROFIT AND LOSS ACCOUNT નફા નુકસાન ખાતાની બાકી		7,50,00,000.00
3,36,88,21,655.97	TOTAL CARRIED FORWARD (C/F) - સરવાળો આગળ લઈ ગયા		3,40,61,18,783.02

થાપણદારો માટે અગત્યની જાહેરાત

બેંકના દરેક થાપણદારોને જણાવવાનું કે વર્ષ ૨૦૧૮-૧૯ માટે કેન્દ્ર સરકારના બજેટમાં જાહેરાત થયા મુજબ તારીખ ૦૧/૦૪/૨૦૧૯ પછી કોઈપણ સહકારી બેંકના થાપણદારો કે જેઓ સભાસદ હોય કેના હોય તેઓની વ્યાજની આવક વાર્ષિક રૂ. ૪૦,૦૦૦/- (અંકે રૂપિયા ચાલીસ હજાર પુરા) અને વરીષ્ઠ નાગરીકો રૂ. ૫૦,૦૦૦/- (અંકે રૂપિયા પચાસ હજાર પુરા) માટે કે તેથી વધુ હશે તે તમામ થાપણદારોના વ્યાજ માંથી નીચેની શરતોને આધીન TDS કપાત કરવામાં આવશે.

- થાપણદારે પાનકાર્ડ આપ્યું હશે તો ૧૦% ના દરે TDS કપાત થશે, અન્યથા ૨૦.૦૦% ના દરે TDS કપાત થશે.
- જે થાપણદારોની કુલ વાર્ષિક આવક કરવેરા પાત્ર થતી ન હોય તેવા થાપણદારોએ TDS નહીં કાપવા ની સૂચના આપવા માટે ફોર્મ ૧૫-જી (જેની ઉંમર ૬૦ વર્ષથી ઓછી છે) અથવા ફોર્મ ૧૫-એચ (જેની ઉંમર ૬૦ વર્ષ કે તેથી વધુ છે) પાનકાર્ડની નકલ સાથે બેંકમાં સમયસર રજુ કરાવવાના રહેશે.
- એસોશિયેશન ઓફ પર્સન્સ (AOP) / ટ્રસ્ટ / નોન પ્રોફીટ ઓર્ગેનાઈઝેશન / સર્વિસ સોસાયટી ની વ્યાખ્યામાં આવતા થાપણદારો ફોર્મ ૧૫-જી સાથે પાનકાર્ડ આપશે અથવા ઇન્કમેટેક્સ ઓફીસ માંથી TAX-EXEMPTION (વેરા માફી) નું પ્રમાણપત્ર મેળવીને તેની નકલ રજુ કરશે તો વ્યાજની આવક પર TDS કાપવામાં નહીં આવે.
- જે મુદતી થાપણો સગીર-માઈનોરના નામે હોય અને તેવી થાપણોના વ્યાજ પર TDS કાપવાનો થતો હોય તો તેવા સંજોગોમાં સગીરના વાલી (પિતા અથવા માતા) નું પાનકાર્ડ રજુ કરવું પડશે તો ૭.૫૦% ના દરે TDS કપાત થશે, અન્યથા ૨૦% ના દરે TDS કપાત થશે. સગીરના વાલીઓ (પિતા/માતા) ની આવક જો કરપાત્ર (TAXABLE) ના થતી હોય તો તેઓ TDS કપાત નહીં કરવા માટે ફોર્મ ૧૫-જી આપી શકશે.
- રૂ. ૫,૦૦,૦૦૦/- સુધીની થાપણો ઉંધાઈ (થાપણ વીમા યોજના) હેઠળ સુરક્ષિત છે.



BALANCE SHEET AS ON 31-03-2023 - તા.૩૧-૩-૨૦૨૩ ના રોજનું સરવૈયું

31-03-2022	ASSETS - અસ્કયામતો	31-03-2023	31-03-2023
Rs. Ps.		Rs. Ps.	Rs. Ps.
1,46,49,84,074.79	TOTAL BROUGHT FORWARD (B/F) - સરવાળો આગળ લાવ્યા		1,19,62,02,558.00
	FIXED DEPOSITS WITH OTHER BANKS અન્ય બેંકો પાસે બાંધી મુદત થાપણો		
	PRIVATE & CO-OP. BANKS ખાનગી તથા સહકારી બેંકો		
6,95,00,000.00	HDFC BANK LTD એચડીએફસી બેંક લી.	6,95,00,000.00	
3,00,00,000.00	GUJ STATE CO-OP BANK LTD ગુજ.રાજ.સહ. બેંક લી.	3,00,00,000.00	
2,20,00,000.00	K. D. C. C. BANK LTD ખેડા જીલ્લા મ.સ.બેંક લી.	20,00,000.00	
2,00,00,000.00	THE KALUPUR COMM CO-OP BANK FDR ધી કાલુપુર કોમ. કો.ઓ. બેંક એફડીઆર	0.00	
4,70,00,000.00	YES BANK LTD ચશ બેંક લી.	2,10,00,000.00	
6,50,00,000.00	ICICI BANK LTD આઈસીઆઈસીઆઈ બેંક લી.	5,00,00,000.00	
2,00,00,000.00	FEDERAL BANK LTD ફેડરલ બેંક લી.	5,00,00,000.00	
3,00,00,000.00	IDFC FIRST BANK FDR આઈડીએફસી બેંક એફડીઆર	2,50,00,000.00	
	NATIONALISED BANKS - રાષ્ટ્રીયકૃત બેંકો		
4,10,00,000.00	IDBI BANK આઈડીબીઆઈ બેંક	10,00,000.00	
34,45,00,000.00	TOTAL - BANK DEPOSIT - કુલ બેંક થાપણો		24,85,00,000.00
	LOAN AND ADVANCES લોન અને ધિરાણો		
31,72,10,038.87	(i) Short-term loans, cash credits, overdrafts and bills discounted Of which secured against:		30,33,52,102.59
	ટુંકી મુદતની લોન, ધિરાણો, ઓવરડ્રાફ્ટ, બીલ ડિસ્કાઉન્ટેડ		
2,90,81,617.15	a) Government and other approved securities અ) સરકારી કે માન્ય જામીનગીરીના તારણ સામે	2,85,66,330.87	
28,81,28,421.72	b) Other tangible securities @ બ) અન્ય વાસ્તવિક જામીનગીરીના તારણ સામે	27,47,85,771.72	
50,94,901.29	Of the advances, amount overdue તે પેકી મુદતવિતી ધિરાણ	48,04,096.48	
50,03,171.34	Considered bad and doubtful of recovery તે પેકી ખરાબ અને શકમંદ ધિરાણો	46,14,492.38	
5,92,01,532.64	(ii) Medium-term loans Of which secured against:		5,01,29,864.37
	મધ્યમ મુદત ની લોન તથા ધિરાણો		
3,81,80,075.46	a) Government and other approved securities અ) સરકારી કે માન્ય જામીનગીરીના તારણ સામે	3,63,79,418.05	
2,10,21,457.18	b) Other tangible securities @ બ) અન્ય વાસ્તવિક જામીનગીરીના તારણ સામે	1,37,50,446.32	
11,06,934.78	Of the amount overdue તે પેકી મુદતવિતી ધિરાણ	5,92,703.36	
6,29,814.83	Considered bad and doubtful of recovery તે પેકી ખરાબ અને શકમંદ ધિરાણો	8,85,857.83	
88,05,12,675.62	(iii) Long-term loans Of which secured against:		1,05,15,63,806.20
	લાંબી મુદત ની લોન તથા ધિરાણો		
31,02,570.80	a) Government and other approved securities અ) સરકારી કે માન્ય જામીનગીરીના તારણ સામે	11,04,940.00	
87,74,10,104.82	b) Other tangible securities @ બ) અન્ય વાસ્તવિક જામીનગીરીના તારણ સામે	1,05,04,58,866.20	
39,06,851.72	Of the advances, amount overdue તે પેકી મુદતવિતી ધિરાણ	57,07,666.70	
14,63,988.00	Considered bad and doubtful of recovery તે પેકી ખરાબ અને શકમંદ ધિરાણો	1,20,74,945.53	
1,25,69,24,247.13	TOTAL LOAN AND ADVANCE - કુલ ધિરાણો		1,40,50,45,773.16
	OTHER ASSETS અન્ય મિલકતો		
	FIXED ASSETS - PREMISES સ્થાયર મિલકતો		
11,54,62,141.52	LAND & BUILDING ઈમારત જમીન સહિત	11,52,91,102.52	
	OTHER FIXED ASSETS અન્ય સ્થાયર મિલકતો		
6,64,059.60	SAFE DEPOSIT VAULT સેફ ડીપોઝીટ વોલ્ટ	5,64,450.60	
25,84,148.87	FURNITURE & FIXTURES (DEAD STOCK) ફર્નિચર અને ફીક્સચર્સ (ડેડ સ્ટોક)	23,45,299.09	
60,298.70	ROOF TOP SOLAR POWER SYSTEM રૂફ ટોપ સોલર પાવર સીસ્ટમ	36,179.70	
26,34,394.54	OTHER ASSETS અન્ય મિલકતો	35,38,590.94	12,17,75,622.85
3,06,64,08,321.92	TOTAL CARRIED FORWARD (C/F) સરવાળો આગળ લઈ ગયા		2,84,97,48,331.16

BALANCE SHEET AS ON 31-03-2022 - તા.૩૧-૩-૨૦૨૨ ના રોજનું સરવૈયું

31-03-2022	LIABILITIES - ભંડોળ તથા દેવું	31-03-2023	31-03-2023
Rs. Ps.		Rs. Ps.	Rs. Ps.
3,36,88,21,655.97	TOTAL BROUGHT FORWARD (B/F) - સરવાળો આગળ લાવ્યા		3,40,61,18,783.02
	CONTINGENT LIABILITIES આકસ્મિક / સંભવીત જવાબદારીઓ		
12,69,129.00	BANK GUARANTEES બેંક ગેરંટી	11,12,793.00	
94,55,146.36	DEAF PAYABLE AS PER CONTRA (CUSTOMERS) કોન્ટ્રા (ગ્રાહકો) મુજબ બહેરાઓ ચૂકવવાપાત્ર	1,02,02,639.71	
0.00	OVERDUE INTEREST RESERVE ઓવરડ્યૂ વ્યાજ અનામત	0.00	
1,07,24,275.36			1,13,15,432.71
3,37,95,45,931.33	GRAND TOTAL કુલ સરવાળો		3,41,74,34,215.73

શ્રી અશોકભાઈ જી. પટેલ
ચેરમેન

શ્રી ભુરાભાઈ વી. આચર
મેનેજિંગ ડિરેક્ટર

શ્રી નિકેશભાઈ આર. પટેલ
વાઈસ ચેરમેન

શાહ એન્ડ તલાટી વતી
ચાર્ટર્ડ એકાઉન્ટન્ટ્સ
FRN: 120183W

CA મુકુન્દ એન. પટેલ
જોઈન્ટ મેનેજિંગ ડિરેક્ટર

શ્રી વી. આર. સાજી
સી.ઈ.ઓ.

સી.એ. ચેતન આર. શાહ
Partner

Membership No. 032011
UDIN : 23032011BGRMTK5016

Date : 20/05/2023

Place: Vallabh Vidyanagar



BALANCE SHEET AS ON 31-03-2023 - તા.૩૧-૩-૨૦૨૩ ના રોજનું સરવૈયુ

31-03-2022	ASSETS - અસ્કયામતો	31-03-2023	31-03-2023
Rs. Ps.		Rs. Ps.	Rs. Ps.
3,06,64,08,321.92	TOTAL BROUGHT FORWARD (B/F) - સરવાળો આગળ લાવ્યા		2,84,97,48,331.16
	STATIONERY & STAMPS સ્ટેશનરી અને સ્ટેમ્પ્સ		
2,08,793.00	STATIONERY STOCK સ્ટેશનરી સ્ટોક	1,77,309.00	
4,36,319.00	STOCK OF STAMPS FOR SALE વેચાણ માટેના સ્ટેમ્પનો સ્ટોક	5,89,963.00	7,67,272.00
	MISCELLANEOUS પરચુરણ મિલકતો		
15,00,000.00	DEPOSIT WITH CLEARING CORP. OF INDIA સીસીઆઈએલ સાથેની ડિપોઝીટ	15,00,000.00	
5,000.00	LOCKER DEPOSIT KDCC BANK લોકર ડીપોઝીટ - કેડીસીસી બેંક	5,000.00	
1,500.00	TELECOM DEPOSIT A/C. ટેલીફોન ડીપોઝીટ	1,500.00	
2,27,295.99	BBPS BALANCE બીબીપીએસ બેલેન્સ	3,40,495.95	
9,904.90	DEAF CLAIM RECEIVABLE મળવાપાત્ર દાવા	12,85,826.87	
2,43,500.00	FESTIVAL ADVANCE ફેસ્ટીવલ એડવાન્સ	1,73,750.00	
10,89,420.00	ADVANCE PAYMENTS TO SUPPLIERS એડવાન્સ પેમેન્ટ સપ્લાયર્સ	6,18,517.00	
2,14,600.00	ATM ACQUIRE TRANSACTION એટીએમ ટ્રાન્ઝેક્શન	4,79,200.00	
0.00	IT REFUND RECEIVABLE (AY.2018-19) આઈટી રિફંડ મળવાપાત્ર (એવાયર૦૧૮-૧૯)	6,10,330.00	
31,66,407.18	IMPS INWARD TRANSACTION આઈએમપીએસ ઇનવર્ડ ટ્રાન્ઝેક્શન	31,26,787.95	
0.00	TDS RECEIVABLE ON FIXED DEPOSITS ફિક્સ ડિપોઝિટ પર ટીડીએસ પ્રાપ્ત	7,992.00	
0.00	4.75 MSE REFINANCE FUND (FY-2020-21) ૪.૭૫ એમએસઈ રિફાઈનાન્સ ફંડ (નાણાકીય વર્ષ ૨૦૨૦-૨૧)	6,65,12,000.00	
0.00	2.75 MSE REFINANCE FUND (FY-2021-22) ૨.૭૫ એમએસઈ રિફાઈનાન્સ ફંડ (નાણાકીય વર્ષ ૨૦૨૧-૨૨)	19,09,89,500.00	
7,02,389.95	UPI INWARD TRANSACTION યુપીઆઈ ઇનવર્ડ ટ્રાન્ઝેક્શન	13,03,425.11	26,69,54,324.88
12,92,10,173.25	TOTAL - સરવાળા		38,94,97,219.73
18,88,000.00	BILLS FOR COLLECTION બીલ્સ ફોર કલેક્શન		0.00
0.00	INTER-OFFICE ADJUSTMENTS (NET) ઇન્ટર ઓફીસ એડજસ્ટમેન્ટ્સ (નેટ)		1,884.00
	INTEREST RECEIVABLE મળવાપાત્ર વ્યાજ		
15,10,76,326.13	INTEREST RECEIVABLE-ADVANCES ધિરાણો પર મળવાપાત્ર વ્યાજ		14,91,86,297.13
	INTEREST RECEIVABLE-INVESTMENTS રોકાણો પર મળવાપાત્ર વ્યાજ		
1,65,02,577.67	a. INTEREST RECEIVABLE ON G.O.I. અ) જી.ઓ.આઈ. નું મળવાપાત્ર વ્યાજ	1,28,55,479.00	
20,39,695.00	b. INTEREST RECEIVABLE ON FDR બ) થાપણો પર મળવાપાત્ર વ્યાજ	19,43,448.00	
0.00	c. SUNDRY DEBTORS ક) વિવિધ દેવાદારો	2,400.00	
16,96,18,598.80	TOTAL - સરવાળા		1,48,01,327.00
	SGST/CGST/IGST RECEIVABLE એસજીએસટી/સીજીએસટી/આઈજીએસટી રીસીવેબલ		
7,01,926.00	SGST RECEIVABLE એસજીએસટી રીસીવેબલ	11,68,699.00	
9,91,147.00	CGST RECEIVABLE સીજીએસટી રીસીવેબલ	14,57,910.00	
0.00	IGST RECEIVABLE આઈજીએસટી રીસીવેબલ	2,55,761.00	
44.00	SGST TDS એસજીએસટી ટીડીએસ	110.00	
44.00	CGST TDS સીજીએસટી ટીડીએસ	110.00	
3,401.00	IGST TDS આઈજીએસટી ટીડીએસ	1,134.00	
16,96,562.00	TOTAL - સરવાળા		28,83,724.00
3,36,88,21,655.97	GRAND TOTAL - કુલ સરવાળો		3,40,61,18,783.02
	CONTINGENT ASSETS આકસ્મિક અસ્કયામતો		
12,69,129.00	BANK GUARANTEES બેંક ગેરંટી	1112793.00	
94,55,146.36	DEAF RECEIVABLE AS PER CONTRA (RBI) કોન્ટ્રા (આરબીઆઈ) મુજબ બહેરા પ્રાપ્તિપાત્ર	10202639.71	
1,07,24,275.36			1,13,15,432.71
3,37,95,45,931.33	GRAND TOTAL કુલ સરવાળો		3,41,74,34,215.73

PROFIT & LOSS AS ON 31-03-2022 - તા.૩૧-૩-૨૦૨૩ ના રોજનું નફા નુકસાન ખાતુ

31-03-2022		EXPENSES - ખર્ચ	31-03-2023	
Rs.	Ps.		Rs.	Ps.
14,20,31,902.42		INT. PAID CUSTOMER DEPOSIT – થાપણો પર ચૂકવેલ વ્યાજ	12,84,73,733.28	
0.00		INT. PAID ON BORROWING – કરજ પર ચુકવેલ વ્યાજ	7,790.00	
0.00		DIRECTORS FEES AND EXPENSES – ડિરેક્ટર ફી અને ખર્ચ	0.00	
47,16,448.59		RENT, TAXES, LIGHTING AND INSURANCE– ભાડુ, વેરા, વિજળી તથા વીમો	58,11,797.60	
4,43,243.02		PRINTING, STATIONERY AND ADVERTISEMENT – પ્રિન્ટિંગ, સ્ટેશનરી તથા જાહેરાત	7,03,767.24	
26,43,209.19		REPAIRS, MAINTENANCE AND DEPRECIATION – ઘસારો અને મરામત	33,58,990.44	
3,37,000.00		AUDITOR'S FEES & EXP – ઓડીટર ફી અને ખર્ચ .	3,75,000.00	
1,23,500.00		LEGAL FEE EXPENSES – લીગલ ખર્ચ	44,000.00	
5,33,531.63		POSTAGE, TELEGRAM & TELEPHONE – ટપાલ તથા ટેલીફોન	4,97,737.31	
2,43,70,250.00		SALARY & WAGES – કર્મચારી પગાર અને ભથ્થા	2,58,21,304.00	
0.00		PSLC EXPENSE – પીએસએલસી ખર્ચ	5,95,000.00	
1,44,51,202.21		OTHER EXPENSES – અન્ય ખર્ચ	74,67,876.25	
18,96,50,287.06		TOTAL - સરવાળો	17,31,56,996.12	
PROVISIONS – જોગવાઈઓ				
4,55,192.83		PROVISION FOR STANDARD ASSETS – સ્ટાન્ડર્ડ એસેટ્સ માટે જોગવાઈ	13,07,269.80	
75,00,000.00		INCOME TAX – આવક વેરો	85,00,000.00	
0.00		INVESTMENT DEPRECIATION RESERVE રોકાણમાં ઉતાર-ચડાવ માટે રીઝર્વ	90,00,000.00	
7,00,000.00		SPECIAL PROVISION UNDER 36(1)(viii)૩૬(૧) (viii) હેઠળ ખાસ જોગવાઈ	7,15,000.00	
10,00,000.00		CYBER SECURITY FUND	50,00,000.00	
96,55,192.83		TOTAL PROVISIONS	2,45,22,269.80	
19,93,05,479.89		TOTAL - સરવાળો	19,76,79,265.92	
3,95,00,000.00		NET PROFIT	7,50,00,000.00	
23,88,05,479.89		GRAND TOTAL કુલ સરવાળો	27,26,79,265.92	

શ્રી અશોકભાઈ જી. પટેલ
ચેરમેન

શ્રી ભુરાભાઈ વી. આચર
મેનેજિંગ ડિરેક્ટર

શ્રી નિકેશભાઈ આર. પટેલ
વાઈસ ચેરમેન

શાહ એન્ડ તલાઈ વતી
ચાર્ટર્ડ એકાઉન્ટન્ટ્સ
FRN: 120183W

CA મુકુન્દ એન. પટેલ
જોઈન્ટ મેનેજિંગ ડિરેક્ટર

શ્રી વી. આર. સાજી
સી.ઈ.ઓ.

સી.એ. ચેતન આર. શાહ
Partner

Membership No. 032011
UDIN : 23032011BGRMTK5016

Date : 20/05/2023

Place: Vallabh Vidyanagar



PROFIT & LOSS AS ON 31-03-2023 - તા.૩૧-૩-૨૦૨૩ ના રોજનું નફા નુકસાન ખાતુ

31-03-2022		INCOME - આવક	31-03-2023	
Rs.	Ps.		Rs.	Ps.
		INTEREST RECEIVED - મળેલ વ્યાજ		
12,30,84,630.87		INTEREST RECEIVED LOAN AND ADVANCES ધિરાણો નું મળેલ વ્યાજ	11,24,47,780.72	
1,74,81,359.00		INTEREST RECEIVED FROM FIXED DEPOSITS ફિક્સ ડીપોઝીટ નું મળેલ વ્યાજ	1,49,37,226.00	
6,52,95,605.92		INTEREST RECEIVED ON GOVT. SECURITIES સરકારી જામીનગીરી નું મળેલ વ્યાજ	8,36,76,555.48	
43,07,858.49		INTEREST RECEIVED ON CALL MONEY/REPO કોલ મની નું મળેલ વ્યાજ	39,12,630.78	
21,01,69,454.28		TOTAL- સરવાળો	21,49,74,192.98	
		COMMISSION, EXCHANGE & BROKERAGE કમિશન, વટાવ અને દલાલી		
1,72,503.21		COMMISSION / PMJBY-PMSBY COMMISSION કમિશન / પીએમજેબીવાય-પીએમએસબીવાય કમિશન	3,06,160.35	
10,000.00		COMMISSION ON STAMP FRANKING સ્ટેમ્પ ફ્રેન્કીંગ નું મળેલ કમિશન	95,000.00	
0.00		AGSY COMMISSION આત્મનિર્ભર ગુજરાત સહાય યોજના પેટે મળેલ કમિશન	0.00	
1,82,503.21		TOTAL - સરવાળો	4,01,160.35	
		PROFIT ON SALE OF INVESTMENT/ASSETS રોકાણ / અસ્કયામત વેચાણ પરનો નફો		
18,77,700.00		PROFIT ON SALE OF INVESTMENT રોકાણના વેચાણ નો નફો / કેપીટલ ગેઈન	41,91,443.74	
0.00		PFC 0% DDB PROFIT ON MATURITY પરિપક્યતા પર પીએસી ૦% ડીડીબી નફો	5,13,51,750.00	
18,77,700.00		TOTAL - સરવાળો	5,55,43,193.74	
		MISCELLANEOUS INCOME		
187.00		SHARE TRANSFER FEE શેર ટ્રાન્સફર ફી	321.00	
8,52,968.00		LOCKER RENT લોકર ભાડું	6,38,167.00	
9,220.00		MISCELLANEOUS INCOME પરચૂરણ આવક	25,979.19	
3,000.00		SHARE DIVI. -GUJ. STATE CO-OP. BANK શેર ડીવીડન્ડ - ગુજેસસીબી	3,000.00	
22,947.45		A/C MAINTENANCE CHARGES ખાતા જાળવણી ખર્ચ	32,100.86	
1,82,73,936.44		PROVISION NO LONGER REQUIRED	0.0	
5,33,803.51		ATM / IMPS / POS / UPI CHARGE એટીએમ/પીઓએસ/યુપીઆઈ ચાર્જીસ	4,50,820.80	
0.00		IT REFUND RECEIVED AY-2022-23 (31-03-2022)	6,10,330.00	
68,79,760.00		MADHAVPURA MARC CO-OP BANK LTD FDR WRITEOFF માધુપુર મર્કેન્ટાઇલ કો-ઓપ બેંક લિ., અમદાવાદ	0.00	
2,65,75,822.40		TOTAL - સરવાળો	17,60,718.85	
23,88,05,479.89		GRAND TOTAL કુલ સરવાળો	27,26,79,265.92	

FORM A

BALANCE SHEET AS ON 31-03-2023

(Rs.in Thousands)

Particulars	Schedule	As on 31-3-2023 (Current year)	As on 31-3-2022 (Previous year)
Capital and Liabilities			
Capital	1	20,803.50	19,973.00
Reserves and Surplus	2	5,27,713.66	4,37,935.64
Deposits	3	26,32,965.50	2741700.32
Borrowings	4	55,841.44	-
Other Liabilities and Provisions	5	1,68,794.68	1,67,324.70
Total:		34,06,118.78	33,66,933.66
Assets			
Cash and Balance with Reserve Bank of India	6	11,745.83	9,048.01
Balance with Banks and money at call and short notice	7	3,70,023.53	5,02,185.08
Investments	8	10,62,933.19	12,98,250.98
Advances	9	14,05,045.77	12,56,924.25
Fixed Assets	10	1,21,775.62	1,21,405.04
Other Assets	11	4,34,594.84	1,79,120.29
Total:		34,06,118.78	33,66,933.66
Contingent Liabilities	12	11,315.43	12,612.28
Bills for Collection		-	-

SHRI ASHOKBHAI G PATEL
CHAIRMAN

SHRI BHURABHAI V AYAR
MANAGING DIRECTOR

SHRI NIKESHBHAI R PATEL
VICE CHAIRMAN

FOR SHAH & TALATI
CHARTERED ACCOUNTANTS
F.R.N. - 120183W

CA MUKUND N PATEL
JOINT MANAGING DIRECTOR

SHRI V R SHAJI
CEO

CA CHETAN R SHAH
PARTNER
M.No. - 032011
UDIN :23032011BGRMTK5016

PLACE : VALLABH VIDYANAGAR
DATE : 20/05/2023



FORM B

PROFIT AND LOSS ACCOUNT AS ON 31-03-2023

(Rs.in Thousands)

Particulars	Schedule	As on 31-3-2023 (Current year)	As on 31-3-2022 (Previous year)
I. INCOMES			
Interest earned	13	2,14,974.19	2,10,169.45
Other Income	14	55,081.12	28,636.02
Total:		2,70,055.31	2,38,805.48
II. EXPENDITURE			
Interest expended	15	1,28,481.52	1,42,031.90
Operating expenses	16	42,051.51	47,618.38
Provision and contingencies	17	24,522.27	9,655.19
Total:		1,95,055.31	1,99,305.48
III. Profit/Loss			
Net Profit/Loss(-) for the year.		75,000.00	39,500.00
Profit/Loss (-) brought forward			
GRAND TOTAL			
IV. Appropriations.			
Statutory Reserves		37,500.00	15,800.00
Investment Fluctuation Reserve (IFR)		20,600.00	-
Other Reserves.		3,300.00	15,465.16
Bad Debt Fund.		11,250.00	5,925.00
Proposed dividend + Education Cess.		2,350.00	2,309.84
Total:		75,000.00	39,500.00

SHRI ASHOKBHAI G PATEL
CHAIRMAN

SHRI BHURABHAI V AYAR
MANAGING DIRECTOR

SHRI NIKESHBHAI R PATEL
VICE CHAIRMAN

FOR SHAH & TALATI
CHARTERED ACCOUNTANTS
F.R.N. – 120183W

CA MUKUND N PATEL
JOINT MANAGING DIRECTOR

SHRI V R SHAJI
CEO

CA CHETAN R SHAH
PARTNER
M.No. – 032011
UDIN :23032011BGRMTK5016

PLACE : VALLABH VIDYANAGAR
DATE : 20/05/2023

SCHEDULE - 1

CAPITAL

(Rs.in Thousands)

Particulars	(In Rupees)	As on 31-3- 2023 (Current Year)	As on 31-3-2022 (Previous year)
Authorised Capital (335000 Shares of Rs.100.00 each)	3,35,00,000	33,500.00	33,500.00
Issued Capital (208035 Shares of Rs.100.00 each)	2,08,03,500		
Subscribed Capital (208035 Shares of Rs.100.00 each)	2,08,03,500		
Called up Capital (208035 Shares of Rs.100.00 each)	2,08,03,500	20,803.50	19,973.00
Less: Calls unpaid	0		
Add. :Forfeited Shares	0		

SCHEDULE - 2

RESERVES AND SURPLUS

(Rs.in Thousands)

Particulars	As on 31-3-2023 (Current Year)	As on 31-3-2022 (Previous Year)
I Statutory Reserve	1,68,809.37	1,50,801.78
Opening Balance	1,50,801.78	1,27,686.40
Additions during the year	18,007.59	23,115.38
Deductions during the year	-	-
II Capital Reserves : (Total of a to g)	2,64,990.31	2,35,167.16
Bulding Fund (a)	16,582.51	15,532.99
Opening Balance	15,532.99	14,916.85
Additions during the year	1,049.52	616.14
Deductions during the year	-	-
Revaluation Reserve (b)	1,09,161.21	1,09,161.21
Opening Balance	1,09,161.21	1,09,161.21
Additions during the year	-	-
Deductions during the year	-	-
Bad Debt Reserve Fund (c)	44,225.91	38,300.91
Opening Balance	38,300.91	33,950.91
Additions during the year	5,925.00	4,350.00
Deductions during the year	-	-
Special Bad Debts Fund (d)	41,017.40	41,017.40
Opening Balance	41,017.40	41,017.40
Additions during the year	-	-
Deductions during the year	-	-
Provision for Standard Assets. (e)	8,323.01	7,315.74
Opening Balance	7,315.74	6,860.54
Additions during the year	1,007.27	455.19
Deductions during the year	-	-
Investment Depreciation Reserve (f)	29,000.00	20,000.00
Opening Balance	20,000.00	38,273.94
Additions during the year	9,000.00	-
Deductions during the year	-	18,273.94
Investment Fluctuation Reserve (g)	16,680.27	3,838.91
Opening Balance	3,838.91	3,838.91
Additions during the year	12,841.36	-
Deductions during the year	-	-
III Share Premium	-	-
Opening Balance	-	-
Additions during the year	-	-
Deductions during the year	-	-

(Rs.in Thousands)

Particulars		As on 31-3-2023 (Current Year)	As on 31-3-2022 (Previous Year)
IV	Revenue and Other Reserves : (Total of a to h)	18,913.97	12,466.69
	Staff Welfare Fund	908.22	777.03
	Opening Balance	777.03	715.74
	Additions during the year	131.19	77.02
	Deductions during the year	-	15.73
	Dividend Equalisation Fund	3,283.72	3,283.72
	Opening Balance	3,283.72	3,283.72
	Additions during the year	-	-
	Deductions during the year	-	-
	Dharmada Fund	929.89	849.70
	Opening Balance	849.70	872.68
	Additions during the year	131.19	77.02
	Deductions during the year	51.00	100.00
	Sahakar Prachar Fund	1,241.15	1,260.96
	Opening Balance	1,260.96	1,183.95
	Additions during the year	131.19	77.02
	Deductions during the year	151.00	-
	Share Holder Benefit Fund	1,713.49	1,866.35
	Opening Balance	1,866.35	1,404.25
	Additions during the year	787.14	462.11
	Deductions during the year	940.00	-
	Mahotsav Fund	1,447.50	1,053.93
	Opening Balance	1,053.93	822.88
	Additions during the year	393.57	231.05
	Deductions during the year	-	-
	Special Provision Under 36(1)(Viii)	3,390.00	2,375.00
	Opening Balance	2,375.00	1,675.00
	Additions during the year	1,015.00	700.00
	Deductions during the year	-	-
	Cyber Security Fund	6,000.00	1,000.00
	Opening Balance	1,000.00	-
	Additions during the year	5,000.00	1,000.00
	Deductions during the year	-	-
V	Balance in Profit and Loss Account.	75,000.00	39,500.00
	(TOTAL I,II,III,IV and V)	5,27,713.66	4,37,935.64



SCHEDULE - 3

DEPOSITS

(Rs.in Thousands)

Particulars	As on 31-3-2023 (Current Year)	As on 31-3-2022 (Previous Year)
I Demand Deposits	1,51,445.79	1,35,747.19
From Banks	-	-
From Others	1,51,445.79	1,35,747.19
II Savings Deposits	6,59,113.79	5,84,344.92
III Term Deposits	18,22,405.93	20,21,608.21
From Banks	-	-
From Others	18,22,405.93	20,21,608.21
Total (I,II and III)	26,32,965.50	27,41,700.32
Deposits of Branches in India	26,32,965.50	27,41,700.32
Deposits of Branches Outside India	-	-
Total	26,32,965.50	27,41,700.32

SCHEDULE - 4

BORROWINGS

(Rs.in Thousands)

Particulars	As on 31-3-2023 (Current Year)	As on 31-3-2022 (Previous Year)
I Borrowings in India	55,841.44	-
(a). Reserve Bank of India	-	-
(b). Other Banks	35,852.55	-
(c). Other Institutions and Agencies	19,988.89	-
II Borrowings outside India	-	-
Total (I and II)	55,841.44	-

SCHEDULE - 5

OTHER LIABILITIES AND PROVISIONS

(Rs.in Thousands)

Particulars	As on 31-3-2023 (Current Year)	As on 31-3-2022 (Previous Year)
i Bills payable	4,952.50	7,872.39
ii Inter-office adjustments (net)	-	-
iii Interest accrued	1,628.70	2,104.99
iv Overdue interest reserve on NPA a/c (as per contra)	1,49,186.30	1,51,076.33
v Others (Including provisions)	13,027.18	6,270.99
Total	1,68,794.68	1,67,324.70

SCHEDULE - 6

CASH AND BALANCES WITH RBI

(Rs.in Thousands)

Particulars	As on 31-3-2023 (Current Year)	As on 31-3-2022 (Previous Year)
I Cash in hand (Including Foreign currency notes)	11,745.83	9,048.01
II Balances with Reserve Bank of India.		
(a) In Current Account	-	-
(b) In Other Accounts	-	-
Total	11,745.83	9,048.01



SCHEDULE - 7

Balances with Banks and Money at Call and Short Notice

(Rs.in Thousands)

Particulars	As on 31-3-2023 (Current Year)	As on 31-3-2022 (Previous Year)
I In India		
(i). Balance with Banks	3,70,023.53	4,82,185.08
(a) In current accounts	1,21,523.53	1,37,685.08
(b) In other deposit accounts	2,48,500.00	3,44,500.00
(ii). Money at call and short notice	-	20,000.00
(a) With Banks	-	-
(b) With other institutions	-	20,000.00
Total (I and II)	3,70,023.53	5,02,185.08
II Outside India	-	-
(i) In current accounts	-	-
(ii) In other deposit accounts	-	-
(iii) Money at call and short notice	-	-
Total (I,II and III)	-	-
Grand Total (I and II)	3,70,023.53	5,02,185.08

SCHEDULE - 8

Investments

(Rs.in Thousands)

Particulars	As on 31-3-2023 (Current Year)	As on 31-3-2022 (Previous Year)
I Investments in India	-	-
(i) Government Securities	10,62,903.19	12,40,255.01
(ii) Other approved Securities	-	-
(iii) Shares	30.00	30.00
(iv) Debentures and Bonds	-	57,965.98
(v) Subsidiaries /Joint Ventures	-	-
(vi) Others.	-	-
Total:	10,62,933.19	12,98,250.98
II Investments outside in India.	-	-
(i) Government Securities (Including local authorities)	-	-
(ii) Subsidiaries and /or Joint ventures abroad	-	-
(iii) Other Investments (to be specified)	-	-
Total:	-	-
Grand Total :	10,62,933.19	12,98,250.98

SCHEDULE - 9

Advances

(Rs.in Thousands)

Particulars	As on 31-3-2023 (Current year)	As on 31-3-2022 (Previous year)
A		
(i) Bills purchased and discounted.	-	-
(ii) Cash Credits, Overdrafts and loans repayable on demand	3,03,352.10	3,63,290.39
(iii) Term Loans	11,01,693.67	8,93,633.86
Total:	14,05,045.77	12,56,924.25
B		
(i) Secured by tangible assets	13,36,670.50	11,81,671.70
(ii) Covered by Bank/Government Guarantees.	66,050.69	70,364.26
(iii) Unsecured	2,324.58	4,888.28
Total:	14,05,045.77	12,56,924.25
C-I Advances in India		
(i) Priority sectors	3,56,218.52	2,82,068.21
(ii) Public sectors	-	-
(iv) Others.	10,48,827.25	9,74,856.03
Total:	14,05,045.77	12,56,924.25
-II Advances outside India		
C		
(i) Due from banks	-	-
(ii) Due from others	-	-
(iii) Bills purchased and discounted	-	-
(iv) Syndicated loans	-	-
(v) Others,	-	-
Total:	-	-
Grand Total: (CI & CII)	14,05,045.77	12,56,924.25

Bank has purchased PSLC equivalent to Rs.45.00 Crores during FY.2022-23 to bridge the GAP of PSL target, 60% of ANBC.

SCHEDULE - 10

Fixed Assets

(Rs.in Thousands)

Particulars	As on 31-3-2023 (Current year)	As on 31-3-2022 (Previous year)
I Premises	1,15,291.10	1,15,462.14
WDV as on 31st March of the preceding year.	1,15,462.14	1,15,652.18
Additions during the year	-	-
Deductions during the year.	-	-
Depreciation for the year.	171.04	190.04
II Other Fixed Assets(Including furniture and fixtures)	6,484.52	5,942.90
WDV as on 31st March of the preceding year.	5,942.90	6,039.00
Additions during the year	2,389.79	1,206.32
Deductions during the year.	-	-
Depreciation for the year.	1,848.17	1,302.42
Total (I and II)	1,21,775.62	1,21,405.04

Bank has started calculating depreciation on computer & computer softwares under straight line method this current financial year onwards. Doing so bank has complied the regulatory guidelines. However, depreciation charged on fixed assets other than computer & computer softwares continued under written down method (WDV) only.

SCHEDULE - 11

OTHER ASSETS

(Rs.in Thousands)

Particulars	As on 31-3-2023 (Current year)	As on 31-3-2022 (Previous year)
I Inter-Office adjustments	1.88	-
II Interest accrued	14,798.93	18,542.27
III Overdue interest receivable on NPA a/c (as per contra)	1,49,186.30	1,51,076.33
IV Tax paid in advance/Tax deducted at source	-	-
V Stationery and stamps	767.28	645.11
VI Non Banking assets acquired in satisfaction of claims	-	-
VII Others.	2,69,840.45	8,856.58
Total:	4,34,594.84	1,79,120.29

During the financial year 2022-23, Bank has deposited Rs.25.75 crores with SIDBI against PSL short fall for the periods of FY.2020-21 & FY.2021-22, which is included in "Others".

SCHEDULE - 12

Contingent Liabilities

(Rs.in Thousands)

Particulars	As on 31-3-2023 (Current year)	As on 31-3-2022 (Previous year)
I Claims against the bank not acknowledged as debts	0.00	0.00
II Liability for partly paid investments	0.00	0.00
III Liability on account of outstanding forward exchange contracts	0.00	
IV Guarantees given on behalf of constituents.		
(a) In India	1,112.79	1,269.13
(b) Outside India	0.00	0.00
V Acceptances, endorsements and other obligations	0.00	0.00
VI Other items for which the bank is contingently liable.	10,202.64	11,343.15
Total:	11,315.43	12,612.28

SCHEDULE - 13

Interest Earned

(Rs.in Thousands)

Particulars	As on 31-3-2023 (Current year)	As on 31-3-2022 (Previous year)
Interest /discount on advances/bills	1,12,447.78	1,23,084.63
Interest on Investments	87,589.19	69,603.46
Interest on balance with Reserve Bank of India and other Inter-bank funds	14,937.23 -	17,481.36 -
Total:	2,14,974.19	2,10,169.45

SCHEDULE - 14

Other Income

(Rs.in Thousands)

Particulars	As on 31-3-2023 (Current year)	As on 31-3-2022 (Previous year)
I Commission, exchange and brokerage	401.16	182.50
II Profit on sale of Investments *	55,543.19	1,877.70
Less: Loss on sale of Investments	275.00	-
III Profit on revaluation of Investments	-	-
Less: Loss on revaluation of Investments	2,348.95	-
IV Profit on sale of Land and Buildings and other assets	-	-
Less: Loss on sale of Land and Buildings and other assets	-	-
V Profit on exchange transactions	-	-
Less: Loss on exchange transactions	-	-
VI Income earned by way of dividends. Etc. from Subsidiaries/Companies and or Joint Ventures abroad /in India.	3.00 -	- -
VII Miscellaneous Income	1,757.72	26,575.82
Total:	55,081.12	28,636.02

(*) Profit on sale of Investment includes, Rs.51351750.00, interest pay out received on maturity of PFC-Zero coupon deep discount bond matured on 30.12.2022.



SCHEDULE - 15

Interest Expended

(Rs.in Thousands)

Particulars	As on 31-3-2023 (Current year)	As on 31-3-2022 (Previous year)
I Interest on deposits	1,28,473.73	1,42,031.90
II Interest on Reserve Bank of India/Inter-Bank Borrowings	7.79	-
III Others	-	-
Total:	1,28,481.52	1,42,031.90

SCHEDULE - 16

Operating Expenses

(Rs.in Thousands)

Particulars	As on 31-3-2023 (Current year)	As on 31-3-2022 (Previous year)
I Payments and provisions for employees	25,821.30	24,370.25
II Rent, taxes and lighting	2,042.06	962.86
III Printing and stationery	473.78	306.33
IV Advertisement and publicity	229.99	136.91
V Depreciation on bank's property	2,019.22	1,492.46
VI Director's fees, allowances and expenses	-	-
VII Auditor's fees and expenses (Including branch auditors)	375.00	337.00
VIII Law charges	44.00	123.50
IX Postages, Telegrams, Telephone etc.	497.74	533.53
X Repairs and maintenance	1,339.77	1,150.75
XI Insurance	3,343.99	3,753.59
XII PSLC - on priority sector advances short fall	595.00	-
XII Other expenditure	5,269.67	14,451.20
Total:	42,051.51	47,618.38

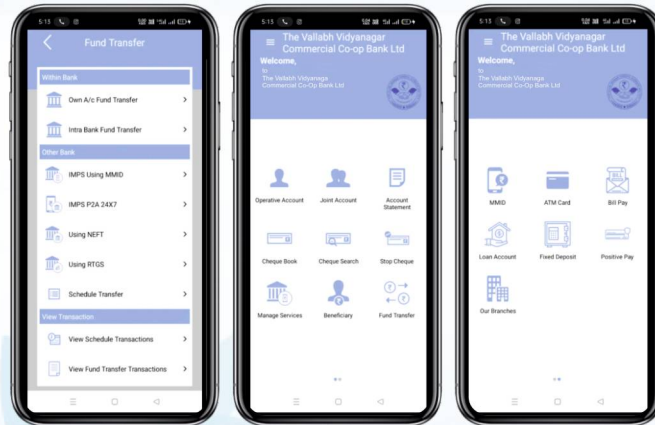
SCHEDULE - 17

Provision & Contingencies

Particulars	As on 31-3-2023 (Current year)	As on 31-3-2022 (Previous year)
I Provision for Standard assets	1,307.27	455.19
II Provision for Investment fluctuation reserve	9,000.00	-
III Special provision Under 36(1)(viii)	715.00	700.00
IV Income Tax paid	8,500.00	7,500.00
V Cyber Security Fund.	5,000.00	1,000.00
Total:	24,522.27	9,655.19

VVCC Mobile Banking

With VVCC Mobile Banking discover quick, easy and convenient way to take command of your bank account, on your mobile phone.



VVCC bank provide various financial and non-financial transaction like

- ✦ Internal Fund Transfer
- ✦ IMPS transaction (24x7x365)
- ✦ NEFT / RTGS Transaction
- ✦ Utility Bill Pay (Gas, Electricity, Water Bill etc.)
- ✦ Recharge (Mobile/DTH)
- ✦ Mini & Detailed Statement
- ✦ New Cheque Book & Cheque Stop Payment Request
- ✦ Clearing Cheque Status (I/W O/W) etc.
- ✦ ATM Card On/Off/Block Facility

Available on



**Disclosure in terms of RBI Cir.No.RBI/DOR/2021-22/83 DOR.ACC.REC.No.45/21.04.018/2021-22
Updated on 20,February,2023.**

1. Regulatory Capital - Composition of Regulatory Capital

(Rs in Crores)

Sr. No.	Particulars	Current Year 31.03.2023	Previous Year 31.03.2022
i)	Paid up share capital and reserves (net of deductions, if any)	29.41	20.32
ii)	Other Tier 1 capital	0.00	0.00
iii)	Tier 1 capital (i + ii)	29.41	20.32
iv)	Tier 2 capital	3.74	7.17
v)	Total capital (Tier 1+Tier 2)	33.15	27.49
vi)	Total Risk Weighted Assets (RWAs)	166.22	150.34
vii)	Paid-up share capital and reserves as percentage of RWAs.	17.69	12.40
viii)	Tier 1 Ratio (Tier 1 capital as a percentage of RWAs)	17.69	13.51
ix)	Tier 2 Ratio (Tier 2 capital as a percentage of RWAs)	2.25	4.77
x)	Capital to Risk Weighted Assets Ratio (CRAR) (Total Capital as a percentage of RWAs)	19.95%	18.29%
xi)	Leverage Ratio*	0.00	0.00
xii)	Percentage of the shareholding of	0.00	0.00
	a) Government of India		
	b) State Government (specify name) [§] c) Sponsor Bank [§]		
xiii)	Amount of paid-up equity capital raised during the year	0.00	0.00
xiv)	Amount of non-equity Tier 1 capital raised during the year, of which:	0.00	0.00
	Give list ⁷ as per instrument type (perpetual non-cumulative preference shares, perpetual debt instruments, etc.). Commercial banks (excluding RRBs) shall also specify if the instruments are Basel II or Basel III compliant.		
xv)	Amount of Tier 2 capital raised during the year, of which	0.00	0.00
	Give list ⁸ as per instrument type (perpetual non-cumulative preference shares, perpetual debt instruments, etc.). Commercial banks (excluding RRBs) shall also specify if the instruments are Basel II or Basel III compliant.		

2. Asset liability management

a) Maturity pattern of certain items of assets and liabilities

(Rs in Crores)

Asset / Liability	Day 1	2 Days to 7 Days	8 Days to 14 Days	15 Days to 30 Days	31 Days to 2 Months	Over 2 Months to 3 Months	Over 3 Months to 6 Months	Over 6 Months to 1 Year	Over 1 Year Up to 3 Years	Over 3 Years to 5 Years	Over 5 Years	Total.
1 Deposits	10.33	2.62	2.21	7.29	12.49	8.76	28.45	53.90	65.88	0.14	71.22	263.29
2 Advances	0.49	0.46	1.70	1.87	3.63	3.31	13.60	27.17	49.21	24.04	15.02	140.50
3 Investments	0.00	0.00	0.00	1.50	1.00	5.50	1.00	8.30	62.46	0.15	76.98	156.89
4 Borrowings	0.00	2.00	0.00	0.00	0.00	0.00	0.00	3.59	0.00	0.00	0.00	5.59
5 Foreign Currency Assets	0.00	0.00	0.00	0.00	0.00	0.00	0.00	0.00	0.00	0.00	0.00	0.00
6 Foreign Currency Liabilities	0.00	0.00	0.00	0.00	0.00	0.00	0.00	0.00	0.00	0.00	0.00	0.00

3. Investments

A) Composition of Investment Portfolio - AS ON 31-03-2022

(Rs in Crores)

	Investments in India							Investments outside India				Total Investments
	Government Securities	Other Approved Securities	Shares	Debentures and Bonds	Subsidiaries and/or joint ventures	Others	Total investments in India	Government securities (including local authorities)	Subsidiaries and / or joint ventures	Others	Total Investments outside India	
Held to Maturity												
Gross	15.07	0.00	0.00	3.78	0.00	0.00	18.85	0.00	0.00	0.00	0.00	18.85
Less: Provision for non-performing investments (NPI)	0.00	0.00	0.00	0.00	0.00	0.00	0.00	0.00	0.00	0.00	0.00	0.00
Net	15.07	0.00	0.00	3.78	0.00	0.00	18.85	0.00	0.00	0.00	0.00	18.85
Available for Sale												
Gross	108.96	0.00	0.00	0.00	0.00	0.00	108.96	0.00	0.00	0.00	0.00	108.96
Less: Provision for depreciation and NPI	2.38	0.00	0.00	0.00	0.00	0.00	2.38	0.00	0.00	0.00	0.00	2.38
Net	106.58	0.00	0.00	0.00	0.00	0.00	106.58	0.00	0.00	0.00	0.00	106.58
Held for Trading												
Gross	0.00	0.00	0.00	0.00	0.00	0.00	0.00	0.00	0.00	0.00	0.00	0.00
Less: Provision for depreciation and NPI	0.00	0.00	0.00	0.00	0.00	0.00	0.00	0.00	0.00	0.00	0.00	0.00
Net	0.00	0.00	0.00	0.00	0.00	0.00	0.00	0.00	0.00	0.00	0.00	0.00
Total Investments	124.03	0.00	0.00	3.78	0.00	0.00	127.81	0.00	0.00	0.00	0.00	127.81
Less: Provision for non-performing investments	0.00	0.00	0.00	0.00	0.00	0.00	0.00	0.00	0.00	0.00	0.00	0.00
Less: Provision for depreciation and NPI	2.38	0.00	0.00	0.00	0.00	0.00	2.38	0.00	0.00	0.00	0.00	2.38
Net	121.65	0.00	0.00	3.78	0.00	0.00	125.43	0.00	0.00	0.00	0.00	125.43

3 Investments

A) Composition of Investment Portfolio as on 31.03.2023

(Rs in Crores)

	Investments in India							Investments outside India				Total Investments
	Government Securities	Other Approved Securities	Shares	Debentures and Bonds	Subsidiaries and / or joint ventures	Others	Total investments in India	Government securities (including local authorities)	Subsidiaries and/or joint ventures	Others	Total Investments outside India	
Held to Maturity												
Gross	31.54	0.00	0.00	0.21	0.00	0.00	31.75	0.00	0.00	0.00	0.00	31.75
Less: Provision for non-performing investments (NPI)	0.00	0.00	0.00	0.00	0.00	0.00	0.00	0.00	0.00	0.00	0.00	0.00
Net	31.54	0.00	0.00	0.21	0.00	0.00	31.75	0.00	0.00	0.00	0.00	31.75
Available for Sale												
Gross	74.54	0.00	0.00	0.00	0.00	0.00	74.54	0.00	0.00	0.00	0.00	74.54
Less: Provision for depreciation and NPI	2.90	0.00	0.00	0.00	0.00	0.00	2.90	0.00	0.00	0.00	0.00	2.90
Net	71.64	0.00	0.00	0.00	0.00	0.00	71.64	0.00	0.00	0.00	0.00	71.64
Held for Trading												
Gross	0.00	0.00	0.00	0.00	0.00	0.00	0.00	0.00	0.00	0.00	0.00	0.00
Less: Provision for depreciation and NPI	0.00	0.00	0.00	0.00	0.00	0.00	0.00	0.00	0.00	0.00	0.00	0.00
Net	0.00	0.00	0.00	0.00	0.00	0.00	0.00	0.00	0.00	0.00	0.00	0.00
Total Investments	106.08	0.00	0.00	0.21	0.00	0.00	106.29	0.00	0.00	0.00	0.00	106.29
Less: Provision for non-performing investments	0.00	0.00	0.00	0.00	0.00	0.00	0.00	0.00	0.00	0.00	0.00	0.00
Less: Provision for depreciation and NPI	2.90	0.00	0.00	0.00	0.00	0.00	2.90	0.00	0.00	0.00	0.00	2.90
Net	103.18	0.00	0.00	0.21	0.00	0.00	103.39	0.00	0.00	0.00	0.00	103.39

During the Financial year 2022-23 bank had shifted Investments held in HTM to AFS Category worth Rs.8.00 Crores and AFS to HTM category worth Rs.25.00 Crores, bank had incurred a loss of Rs.0.22 Crores on such shifting. Loss arised out of such shifting of securities is being booked under the head "Loss on transfer of Security", in P&L/a/c.

B) Movement of provisions for depreciation (IDR) and Investment Fluctuation Reserve (IFR)

(Rs in Crores)

IDR		
Particulars	Current Year 31.03.2023	Previous Year 31.03.2022
i) Movement of provisions held towards depreciation on investments		
a) Opening balance	2.00	3.83
b) Add: Provisions made during the year	0.90	0.00
c) Less: Write off / write back of excess provisions during the year	0.00	1.83
d) Closing balance	2.90	2.00
IFR		
i) Movement of provisions held towards depreciation on investments		
a) Opening balance	0.38	0.38
b) Add: Provisions made during the year	1.29	0.00
c) Less: Write off / write back of excess provisions during the year	0.00	0.00
d) Closing balance	1.67	0.38
iii) Closing balance in IFR as a percentage of closing balance of investments in AFS and HFT/Current category	2.24%	

Bank has appropriated an amount of Rs.2.06 Crores from current years net profit to bridge the short fall in IFR. Thus, bank is being ensured full compliance of regulatory guidelines of RBI in respect of maintenance of IFR 5% as against investments in HFT & AFS category.

C) Sale and Transfers to/from HTM Category.

During the Financial year 2022-23 bank had shifted Investments held in HTM to AFS Category worth Rs.8.00 Crores and AFS to HTM category worth Rs.25.00 Crores, bank had incurred a loss of Rs.0.22 Crores on such shifting. Loss arised out of such shifting of securities is being booked under the head "Loss on transfer of Security", in P& LA/c.

D). NON-SLR Investment Portfolio.

i. Non Performing Non-SLR Investments.

(Rs.in Crores)

Sr. No.	Particulars.	Current Year	Previous Year
		31.03.2023	31.03.2022
a)	Opening Balance	0	0
b)	Additions during the year since 1st April.	0	0
c)	Reductions during the above period.	0	0
d)	Closing Balance.	0	0
e)	Total Provisions held.	0	0

ii. Issuer Composition of Non-SLR Investments.

(Rs.in Crores)

Sr. No.	Issuer	Amount		Extent of Private Placement		Extent of 'Below Investment Grade' Securities		Extent of 'Unrated' Securities		Extent of 'Unlisted' Securities	
		Current Year	Previous Year	Current Year	Previous Year	Current Year	Previous Year	Current Year	Previous Year	Current Year	Previous Year
(1)	(2)	(3)		(4)		(5)		(6)		(7)	
a)	PSUs	0.21	5.80	0.00	0.00	0.00	0.00	0.00	0.00	0.00	0.00
b)	FIs	0.00	0.00	0.00	0.00	0.00	0.00	0.00	0.00	0.00	0.00
c)	Banks	0.00	0.00	0.00	0.00	0.00	0.00	0.00	0.00	0.00	0.00
d)	Private Corporates	0.00	0.00	0.00	0.00	0.00	0.00	0.00	0.00	0.00	0.00
e)	Subsidiaries/ Joint Ventures	0.00	0.00	0.00	0.00	0.00	0.00	0.00	0.00	0.00	0.00
f)	Others	0.00	0.00	0.00	0.00	0.00	0.00	0.00	0.00	0.00	0.00
g)	Provision held towards depreciation	0.00	0.00	0.00	0.00	0.00	0.00	0.00	0.00	0.00	0.00
	Total *	0.21	5.80	0.00	0.00	0.00	0.00	0.00	0.00	0.00	0.00



e) REPO Transactions in face value.

(Rs.in Crores)

	Minimum outstanding during the year	Maximum outstanding during the year	Daily average outstanding during the year	Outstanding as on March 31
i) Securities sold under repo				
a) Government securities	0.50	20.50	7.92	1.99
b) Corporate debt securities				
c) Any other securities				
ii) Securities purchased under reverse repo				
a) Government securities	3.50	1.99	2.43	1.99
b) Corporate debt securities				
c) Any other securities				

4 Asset Quality.

a). Classification of Advances and provisions held as on 31.03.2023

(Rs.in Crores)

	Standard	Non-Performing			Total Non-Performing Advances	Total
	Total Standard Advances	Sub-standard	Doubtful	Loss		
Gross Standard Advances and NPAs						
Opening Balance	139.83	-	-	0.67	0.67	140.50
Add: Additions during the year						
Less: Reductions during the year*						
Closing balance	139.83	-	-	0.67	0.67	140.50
*Reductions in Gross NPAs due to:						
i) Upgradation						
ii) Recoveries (excluding recoveries from upgraded accounts)						
iii) Technical/ Prudential ¹⁶ Write-offs						
iv) Write-offs other than those under (iii) above						
Provisions (excluding Floating Provisions)						
Opening balance of provisions held	8.52	-	-	8.52	8.52	8.52
Add: Fresh provisions made during the year						
Less: Excess provision reversed/ Write-off loans						
Closing balance of provisions held	8.52	-	-	8.52	8.52	8.52
Net NPAs¹⁷	-	-	-	-	-	-
Opening Balance		-	-	-		
Add: Fresh additions during the year						
Less: Reductions during the year						
Closing Balance		-	-	-	-	-

Closing Balance	—	—	—	—	—	—
Floating Provisions	—	—	—	—	—	—
Opening Balance	—	—	—	—	—	—
Add: Additional provision made during the year	—	—	—	—	—	—
Less: Amount draw down during the year	—	—	—	—	—	—
Closing Balance of Floating Provisions	—	—	—	—	—	—
Technical write-offs and recoveries made thereon	—	—	—	—	—	—
Opening balance of Technical/prudential written-off accounts	—	—	—	—	—	—
Add : Technical/Prudential write-offs during the year	—	—	—	—	—	—
Less: Recoveries made from previously technical/prudential written off accounts during the year	—	—	—	—	—	—
Closing balance	—	—	—	—	—	—

Ratios

Ratios in Percentage	Current Year. 31.03.2023	Previous Year. 31.03.2022
Gross NPA to gross Advances	0.47%	0.56%
Net NPA to Net Advances	0.00	0.00
Provision Coverage Ratio.	1272.28%	1219.71%

b) Sector wise Advances and Gross NPAs as on 31.03.2023

(Rs.in Crores)

Sr. No.	Sector*	Current Year.			Previous Year.		
		31.03.2023			31.03.2022		
		Outstanding Total Advances	Gross NPAs	Percentage of Gross NPAs to Total Advances in that sector	Outstanding Total Advances	Gross NPAs	Percentage of Gross NPAs to Total Advances in that sector
i)	Priority Sector	35.62	0.31	0.22	30.24	0.13	0.43
a)	Agriculture and allied activities	0.84	0.00	0.00	1.09	0.00	0.00
b)	Advances to industries sector eligible as priority sector lending	34.78	0.31	0.22	19.57	0.00	0.00
c)	Services	0.00	0.00	0.00	9.58	0.13	1.36
d)	Personal loans	0.00	0.00	0.00	0.00	0.00	0.00
	Subtotal (i)	35.62	0.31	0.22	30.24	0.13	0.43
ii)	Non-priority Sector	104.88	0.36	0.25	95.45	0.58	0.61
a)	Agriculture and allied activities	0.00	0.00	0.00	0.00	0.00	0.00
b)	Industry	104.88	0.36	0.26	95.45	0.58	0.61
c)	Services	0.00	0.00	0.00	0.00	0.00	0.00
d)	Personal loans	0.00	0.00	0.00	0.00	0.00	0.00
	Sub-total (ii)	104.88	0.36	0.26	95.45	0.58	0.61
	Total (I + ii)	140.50	0.67	0.47	125.69	0.71	0.56

C). Particulars of resolution plan and restructuring.

Details of accounts subject to restructuring

(Rs in Crores)

		Agriculture and allied activities		Corporates (excluding MSME)		Micro, Small and Medium Enterprises (MSME)				Retail (excluding agriculture and MSME)		Total		
		Current Year	Previous Year	Current Year	Previous Year	Current Year	Previous Year			Current Year	Previous Year	Current Year	Previous Year	
Standard	Number of borrowers	NIL	NIL	NIL	NIL	NIL	NIL	NIL	NIL	NIL	NIL	NIL	NIL	NIL
	Gross Amount	NIL	NIL	NIL	NIL	NIL	NIL	NIL	NIL	NIL	NIL	NIL	NIL	NIL
	Provision held	NIL	NIL	NIL	NIL	NIL	NIL	NIL	NIL	NIL	NIL	NIL	NIL	NIL
Sub-Standard	Number of borrowers	NIL	NIL	NIL	NIL	NIL	NIL	NIL	NIL	NIL	NIL	NIL	NIL	NIL
	Gross Amount	NIL	NIL	NIL	NIL	NIL	NIL	NIL	NIL	NIL	NIL	NIL	NIL	NIL
	Provision held	NIL	NIL	NIL	NIL	NIL	NIL	NIL	NIL	NIL	NIL	NIL	NIL	NIL
Doubtful	Number of borrowers	NIL	NIL	NIL	NIL	NIL	NIL	NIL	NIL	NIL	NIL	NIL	NIL	NIL
	Gross Amount	NIL	NIL	NIL	NIL	NIL	NIL	NIL	NIL	NIL	NIL	NIL	NIL	NIL
	Provision held	NIL	NIL	NIL	NIL	NIL	NIL	NIL	NIL	NIL	NIL	NIL	NIL	NIL
Total	Number of borrowers	NIL	NIL	NIL	NIL	NIL	NIL	NIL	NIL	NIL	NIL	NIL	NIL	NIL
	Gross Amount	NIL	NIL	NIL	NIL	NIL	NIL	NIL	NIL	NIL	NIL	NIL	NIL	NIL
	Provision held	NIL	NIL	NIL	NIL	NIL	NIL	NIL	NIL	NIL	NIL	NIL	NIL	NIL

d) Divergence in Asset Classification and Provisioning.

(Rs in Crores)

Sr.	Particulars	Amount
1.	Gross NPAs as on March 31, 2023* as reported by the bank	0.67
2.	Gross NPAs as on March 31, 2023 as assessed by Reserve Bank of India	0.00
3.	Divergence in Gross NPAs (2-1)	0.00
4.	Net NPAs as on March 31, 2023 as reported by the bank	0.00
5.	Net NPAs as on March 31, 2023 as assessed by Reserve Bank of India	0.00
6.	Divergence in Net NPAs (5-4)	0.00
7.	Provisions for NPAs as on March 31, 2023 as reported by the bank	8.52
8.	Provisions for NPAs as on March 31, 2023 as assessed by Reserve Bank of India	0.00
9.	Divergence in provisioning (8-7)	0.00
10.	Reported Profit before Provisions and Contingencies for the year ended March 31, 2023	0.00
11.	Reported Net Profit after Tax (PAT) for the year ended March 31, 2023	7.50
12.	Adjusted (notional) Net Profit after Tax (PAT) for the year ended March 31, 2023 after considering the divergence in provisioning	7.50

e). Transfer of Loan exposures.

i. Bank neither acquired nor transferred loans in default/stressed to/from other entities.

(Rs.in Crores)

ii.

Details of Stressed loans transferred during the year.	To ARCs	To permitted Transferrees	To other transferrees
No: of accounts	0.00	0.00	0.00
Aggregate principal outstanding of loans transferred	0.00	0.00	0.00
Weighted average residual tenor of the loans transferred	0.00	0.00	0.00
Net book value of loans transferred (at the time of transfer)	0.00	0.00	0.00
Aggregate consideration	0.00	0.00	0.00
Additional consideration realized in respect of accounts transferred in earlier years	0.00	0.00	0.00

Details of Stressed Loans acquired during the year.

	From SCBs, RRBs, UCBs, StCBs, DCCBs, AIFIs, SFBs and NBFCs including Housing Finance Companies (HFCs)	From ARCs.
No: of accounts	0.00	0.00
Aggregate principal outstanding of loans transferred	0.00	0.00
Weighted average residual tenor of the loans transferred	0.00	0.00
Net book value of loans transferred (at the time of transfer)	0.00	0.00
Aggregate consideration	0.00	0.00
Additional consideration realized in respect of accounts transferred in earlier years	0.00	0.00

f).Fraud accounts.

(Rs.in Crores)

	Current Year	Previous Year
	31.03.2023	31.03.2022
Number of frauds reported.	NIL	NIL
Amount involved in fraud	0.00	0.00
Amount of provision made for such frauds	0.00	
Amount of unamortised provision debited from 'other reserves' as at the end of the year.	0.00	0.00

No frauds were occurred in the bank during the financial year.

g) Disclosure under Resolution Frame Work for COVID-19 related stress.

(Rs.in Crores)

Type of borrower	Exposure to accounts classified as Standard consequent to implementation of resolution plan – Position as at the end of the previous half-year (A)	Of (A), aggregate debt that slipped into NPA during the half- year	Of (A) amount written off during the half- year		Of (A) amount paid by the borrowers during the half- year		Exposure to accounts classified as Standard consequent to implementation of resolution plan – Position as at the end of this half-year	
Personal Loans	0.00	0.00	0.00	0.00	0.00	0.00	0.00	0.00
Corporate Persons	0.00	0.00	0.00	0.00	0.00	0.00	0.00	0.00
Of Which MSMEs	0.00	0.00	0.00	0.00	0.00	0.00	0.00	0.00
Others	0.00	0.00	0.00	0.00	0.00	0.00	0.00	0.00
Total	0.00	0.00	0.00	0.00	0.00	0.00	0.00	0.00

5. Exposures

(Rs.in Crores)

a) Exposure to Real Estate Sector.

Category.	Current Year	Previous Year
	31.03.2023	31.03.2022
<i>i) Direct exposure</i>		
a) Residential Mortgages – Lending fully secured by mortgages on residential property that is or will be occupied by the borrower or that is rented. Individual housing loans eligible for inclusion in priority sector advances shall be shown separately. Exposure would also include non-fund based (NFB) limits.	19.03 *(11.53)	7.09 *(4.42)
b) Commercial Real Estate – Lending secured by mortgages on commercial real estate (office buildings, retail space, multipurpose commercial premises, multifamily residential buildings, multi tenanted commercial premises, industrial or warehouse space, hotels, land acquisition, development and construction, etc.). Exposure would also include non-fund based (NFB) limits;	11.56	15.38
c) Investments in Mortgage-Backed Securities (MBS) and other securitized exposures –		0.00
i. Residential		0.00
ii. Commercial Real Estate		0.00
ii) Indirect Exposure (Fund based and non-fund-based exposures on National Housing Bank and Housing Finance Companies.)		0.00
Total Exposure to Real Estate Sector	30.59	26.89

NB:* Individual housing loans under priority sector.

b). Unsecured Advances.

(Rs.in Crores)

Particulars	Current Year	Previous Year
	31.03.2023	31.03.2022
Total unsecured advances of the bank	0.23	0.49
Out of the above, amount of advances for which intangible securities such as charge over the rights, licenses, authority, etc. have been taken	0	0
Estimated value of such intangible securities	0	0

6. Concentration of Deposits, Advances, Exposures and NPAs.

a) Concentration of Deposits.

(Rs.in Crores)

Particulars	Current Year	Previous Year
	31.03.2023	31.03.2022
Total deposits of the twenty largest depositors	16.65	14.80
Percentage of deposits of twenty largest depositors to total deposits of the bank	6.32	5.40

b) Concentration of Advances.

(Rs.in Crores)

Particulars	Current Year	Previous Year
	31.03.2023	31.03.2022
Total Advances to twenty largest borrowers	28.36	61.54
Percentage of advances to largest borrowers to total advances of the bank.	20.18	48.96

c) Concentration of Exposures.

(Rs.in Crores)

Particulars	Current Year	Previous Year
	31.03.2023	31.03.2022
Total exposure to the twenty largest borrowers/customers	36.65	30.93
Percentage of exposures to the twenty largest borrowers/ customers to the total exposure of the bank on borrowers/customers.	26.08	24.61

d) Concentration of NPAs.

(Rs.in Crores)

Particulars	Current Year	Previous Year
	31.03.2023	31.03.2022
Total Exposure to top twenty NPA accounts.	0.55	0.38
Percentage of exposures to the twenty largest NPA accounts to total Gross NPAs.	82.09	54.29

7. Transfer to Depositor Education and awareness Fund (DEAF)

(Rs.in Crores)

Sr.No.	Particulars.	Current Year	Previous Year
		31.03.2023	31.03.2022
i	Opening balance of amounts transferred to DEAF	0.94	0.85
ii	Add : Amounts transferred to DEAF during the year.	0.22	0.10
iii	Less : Amounts reimbursed by DEAF towards claims	0.14	0.01
iv	Closing balance of amounts transferred to DEAF	1.02	0.94

8. Disclosure of Complaints.
a) Summary of Information on complaints received by the bank from customers and from the Offices of Ombudsman.

(Rs.in Crores)

Sr. No	Particulars	Current Year	Previous Year
		31.03.2023	31.03.2022
Complaints received by the bank from its customers			
1.	Number of complaints pending at beginning of the year	-	-
2.	Number of complaints received during the year	-	-
3.	Number of complaints disposed during the year	-	-
3.1	Of which, number of complaints rejected by the bank	-	-
4.	Number of complaints pending at the end of the year	-	-
Maintainable complaints received by the bank from Office of Ombudsman			
5.	Number of maintainable complaints received by the bank from Office of Ombudsman	-	-
5.1.	Of 5, number of complaints resolved in favour of the bank by Office of Ombudsman	-	-
5.2	Of 5, number of complaints resolved through conciliation /mediation / advisories issued by Office of Ombudsman	-	-
5.3	Of 5, number of complaints resolved after passing of Awards by Office of Ombudsman against the bank	-	-
6.	Number of Awards unimplemented within the stipulated time (other than those appealed)	-	-
Note: Maintainable complaints refer to complaints on the grounds specifically mentioned in Integrated Ombudsman Scheme, 2021 (Previously Banking Ombudsman Scheme, 2006) and covered within the ambit of the Scheme.			

b) Top 5 grounds of complaints received by the bank from customers.

Grounds of complaints, (i.e. complaints relating to)	Number of complaints pending at the beginning of the year	Number of complaints received during the year	% increase/ decrease in the number of complaints received over the previous year	Number of complaints pending at the end of the year	Of 5, number of complaints pending beyond 30 days
1	2	3	4	5	6
Current Year					
Ground - 1	-	-	-	-	-
Ground - 2	-	-	-	-	-
Ground - 3	-	-	-	-	-
Ground - 4	-	-	-	-	-
Ground - 5	-	-	-	-	-
Others	-	-	-	-	-
Total					
Previous Year					
Ground - 1	-	-	-	-	-
Ground - 2	-	-	-	-	-
Ground - 3	-	-	-	-	-
Ground - 4	-	-	-	-	-
Ground - 5	-	-	-	-	-
Others	-	-	-	-	-
Total	-	-	-	-	-

Grounds of Complaints.

1. ATM/Debit Cards	2. Credit Cards	3. Internet/Mobile/Electronic Banking	4. Account opening/ difficulty in operation of accounts
5. Mis-selling/Para-banking	6. Recovery Agents/ Direct Sales Agents	7. Pension and facilities for senior citizens/ differently abled	8. Loans and advances
9. Levy of charges without prior notice/ excessive charges/ foreclosure charges	10. Cheques/ drafts/ bills	11. Non-observance of Fair Practices Code	12. Exchange of coins, issuance/ acceptance of small denomination notes and coins
13. Bank Guarantees/ Letter of Credit and documentary credits	14. Staff behaviour	15. Facilities for customers visiting the branch/ adherence to prescribed working hours by the branch, etc	16. Others

9. Penalties imposed by Reserve Bank of India.

No penalties were imposed by Reserve Bank of India during the financial year 2022-23.

10. Remuneration paid to Chief Executive Officer.

(Rs.in Crores)

			Current Year	Previous Year
			31.03.2023	31.03.2022
Quantitative disclosures (The quantitative disclosures should only cover Whole Time Directors/ Chief Executive Officer/ Material Risk Takers)	(g)	Number of meetings held by the Nomination and Remuneration Committee during the financial year and remuneration paid to its members.	3	NIL
	(h)	(i) Number of employees having received a variable remuneration award during the financial year.	NIL	NIL
		(ii) Number and total amount of sign-on/joining bonus made during the financial year.		
		(iii) Details of severance pay, in addition to accrued benefits, if any.		
	(i)	(i) Total amount of outstanding deferred remuneration, split into cash, shares and share linked instruments and other forms.	NIL	NIL
		(ii) Total amount of deferred remuneration paid out in the financial year.		
(j)	Breakdown of amount of remuneration awards for the financial year to show fixed and variable, deferred and non- deferred.	0.12	0.11	
(k)	(i) Total amount of outstanding deferred remuneration and retained remuneration exposed to ex post explicit and / or implicit adjustments.	NIL	NIL	
	(ii) Total amount of reductions during the financial year due to ex post explicit adjustments.			
	(iii) Total amount of reductions during the financial year due to ex post implicit adjustments.			
	(l)	Number of MRTs identified.	NIL	NIL
	(m)	(i) Number of cases where malus has been exercised.	NIL	NIL
		(ii) Number of cases where clawback has been exercised.		



11. Other disclosure.

a) Business Ratios

(Rs in Crores)

S.NO.	PARTICULARS	31.03.2023	31.03.2022
1	Movement of CRAR:		
	(a). Tier-I Capital	29.41	20.31
	(b). Tier-II Capital	3.74	7.17
	Capital Adequacy Ratio : (CRAR)	19.95%	18.29%
2	SLR Investments:		
	(a). Book value of investments	106.08	124.02
	(b). Face value of Investments	105.88	123.97
	(c). Market Value of Investments	102.38	123.09
3	Advances against real estate, Construction business.	11.56	15.38
4	Advances against housing.	19.03	4.42
5	Advances to Directors, their relatives, companies/Firms in which they are interested.		0
	(a). Fund based. (Against Fixed Deposits)	0.16	0
	(b). Non-Fund based.(LC/BG etc.)	0	0
6	Cost of Deposits	4.73	5.21
7	Movement in NPAs		
	(a).Gross NPAs.	0.67	0.71
	(b).Gross NPA to Gross Advances	0.47%	0.56%
	(c).Net NPAs.	0	0
	(d).Net NPAs to Net Advances % of Movement in NPAs	0	0
	Gross NPA at the beginning of the Year.	0.71	2.77
	Addition/Deduction during the Year.	0.04	2.06
	At th end of the Year.	0.67	0.71
	Net NPA at the beginning of the Year.	0	0
	Addition during the Year.	0	0
	Deduction during the Year.	0	0
	At the end of the year.	0	0
	Interest Income as % to Working Funds.	6.83	6.75
	Non-Interest Income as % to Working Funds.	1.83	0.92
	Average Cost of Deposits	4.74	5.21
	Net Interest Margin	2.09	3.79
	Operating Profit as % to Working Funds.	3.15	1.58
	Return on Assets	2.38	1.37
	Business Per employee	13.92	12.49
	Profit per employee	0.26	0.12
	Revaluation of fixed assets.		
	Book Value		
	Revalued		
	Revaluation Reserve	10.91	10.91
	Non-Banking assets	0	0
	No.of Branches	2	2
	No.of Staff Members.	29	32

12. Details of fees/brokerage earned in respect of insurance broking.

a) Bank does not have any tie-up arrangement with insurance companies.

b) Priority Sector Lending Certificates(PSLCs) purchased and sold during the year . (Rs in Crores)

Particulars.	Current Year	Previous Year
	31.03.2023	31.03.2022
PSLC - General	32.50	0
PSLC - Weaker Sections	12.50	0

c) Payment of DICGC Insurance premium

(Rs in Crores)

Particulars	Current Year.	Previous Year.
	31.03.2023	31.03.2022
Payment of DICGC Insurance premium.	0.19	0.19
Arrears in payment of DICGC insurance premium.	0	0

d) Provisions and Contingencies.

(Rs in Crores)

Particulars	Current Year	Previous Year
	31.03.2023	31.03.2022
Provision for NPI	0.00	0.00
Provision for NPA	8.52	7.93
Provision made towards Income tax.	0.20	0.75
Other provision and contingencies.		
a). Bills payable	0.02	0.78
b). Interest accrued	0.16	0.21
c). Others. (OIR)	14.92	15.73

e) Facilities granted to Directors and their relatives as on 31.03.2023

(Rs in Crores)

Name of the Director/Relatives/Firms	Funded/Non-Funded	Limit Sanctioned	O/S.
Mr.Snehal Ashokbhai Patel	Funded (Against FDR)	0.08	0.05
Mrs.Virmatiben Bhanubhai Patel	Funded (Against FDR)	0.05	0.03
M/s.Mukund Patel & Co.	Funded (Against FDR)	0.01	0.00
M/s.Kiran Patel & Co.	Funded (Against FDR)	0.10	0.08

Above facilities were sanctioned against security of fixed deposits standing on their own names.

13. Accounting Standard 17 – Segment Reporting

Format

Business Segments	Treasury		Corporate / Wholesale Banking		Retail Banking		Other Banking Business		Total	
	Current Year	Previous Year	Current Year	Previous Year	Current Year	Previous Year	Current Year	Previous Year	Current Year	Previous Year
Particulars										
Revenue	8.36	8.71	2.21	2.68	9.03	9.63	7.66	2.86	27.26	23.88
Result	0.00	0.00	0.00	0.00	0.00	0.00	0.00	0.00	0.00	0.00
Unallocated expenses									0.00	0.00
Operating profit									0.00	0.00
Income taxes									0.00	0.00
Extraordinary profit / loss	5.13	2.52	0.00	0.00	0.00	0.00	0.00	0.00	5.13	2.52
Net profit									0.00	0.00
Other information:	0.00	0.00	0.00	0.00	0.00	0.00	0.00	0.00	0.00	0.00
Segment assets	106.29	129.83	27.63	24.61	112.87	101.08	24.85	34.44	271.64	289.96
Unallocated assets									0.00	0.00
Total assets									0.00	0.00
Segment liabilities	0.00	0.00	0.00	0.00	0.00	0.00	0.00	0.00	0.00	0.00
Unallocated liabilities									0.00	0.00
Total liabilities									0.00	0.00

PFC Zero coupon Deep Discount bond income on maturity of Rs.5.13 Crores, is considered as extra ordinary profit.

CASH FLOW STATEMENT FOR THE YEAR ENDING ON 31-03-2023
THE VALLABH VIDYANAGAR COMMERCIAL CO-OPERATIVE BANK LTD. VALLABH VIDYANAGAR (Amt in Rupees)

PARTICULARS		AS ON 31-03-2023		AS ON 31-03-2022	
A)	Cash Flow From operating activities				
	Net Profit after Tax and Extraordinary Items:		7,50,00,000		3,95,00,000
	Adjustments for:				
i)	Provision for Investment Depreciation Fund	90,00,000		-	
ii)	(Profit)/loss on sale of Investment	(5,55,43,194)		(18,77,700)	
iii)	Provision for income tax (Incl. Earlier Years)	85,00,000		75,00,000	
iv)	Provision for Standard Assets	13,07,270		4,55,193	
v)	Provision for Depreciation on Fixed Assets	20,19,217		14,92,459	
vi)	Provision for cyber security	50,00,000		10,00,000	
vii)	Provision for Investment Flucutation Fund	-		-	
viii)	Special Provision U/S 36(1)(viii)	7,15,000		7,00,000	
	Operating Cash flow before Working Capital Changes		4,59,98,293		4,87,69,952
	Adjustments for increase/(decrease) in:				
	Profit Before Change in Working Capital				
i)	Advances	(14,94,28,796)		11,42,65,705	
ii)	Other assets	(25,54,74,538)		(26,38,813)	
iii)	Money at Call and Short Notice	13,21,61,548		(3,95,50,866)	
iv)	Deposit	(10,87,34,814)		17,48,20,798	
v)	Other Liabilities	(5,30,021)	(38,20,06,622)	(69,43,750)	23,99,53,075
	Cash Generated from operation				
	Direct Taxes paid Net of Refund	(65,00,000)	(65,00,000)	(53,25,000)	(53,25,000)
	Cash Flow before extraordinary item	-		-	
	Extra-ordinary items	-		-	
	Net Cash Flow from operating activities		(34,25,08,329)		28,33,98,026
B)	Cash Flow from investing activities				
	Fixed assets (Net)	(23,89,797)		(12,06,317)	
	Investments	29,08,60,984		(25,80,03,226)	
	Net cash from investing activities		28,84,71,187		(25,92,09,543)
C)	Cash Flow from Financing Activities				
	Increase/Decrease in Share Capital (Net)	8,30,500		(17,69,600)	
	Borrowing	5,58,41,441			
	Movement in Reserve(Net)	63,022		(1,79,28,736)	
	Net Cash From financing activities		5,67,34,963		(1,96,98,336)
	Net Increase in cash and cash equivalent		26,97,821		44,90,147
	Cash and cash equivalent as at(Opening)		90,48,010		45,57,863
	Cash and cash equivalent as at (Closing)		1,17,45,831		90,48,010

As per our Statutory Report of even date attached

FOR SHAH & TALATI

CHARTERED ACCOUNTANTS

F.R.N. – 120183W

CA CHETAN R SHAH

PARTNER

M.No. – 032011

UDIN : 23032011BGRMTK5016

SHRI ASHOKBHAI G PATEL

CHAIRMAN

SHRI BHURABHAI V AYAR

MANAGING DIRECTOR

SHRI NIKESHBHAI R PATEL

VICE CHAIRMAN

CA MUKUND N. PATEL

JOINT. MANAGING DIRECTOR

SHRI V R SHAJI

CEO

PLACE : VALLABH VIDYANAGAR | DATE : 20/05/2023

SIGNIFICANT ACCOUNTING POLICIES AND NOTES ON ACCOUNTS

A) SIGNIFICANT ACCOUNTING POLICIES

1. BASIS OF PREPARATION:

The financial statements are prepared by following the going concern concept on historical cost basis unless otherwise stated and conform to statutory provisions and practices prevailing in India.

2. USE OF ESTIMATES:

The preparation of financial statements in conformity with generally accepted accounting principles requires management to make estimates and assumptions that affect the reported amounts of assets and liabilities and disclosures of contingent liabilities at the end of financial statements and the results of operations during the reporting period end. Although these estimates are based upon management's best knowledge of current events and actions, actual results could differ from these estimates.

3. ADVANCES:

a) In terms of guidelines issued by RBI, advances to borrowers are classified into "Performing" or "Non- Performing" assets based on recovery of principal/ interest.

Non – Performing assets (NPAs) are further classified as Sub-Standard, Doubtful and Loss Assets.

b) Farm credit to agricultural activities, individual housing loans and Small and Micro Enterprise (SMEs) sectors at 0.25 percent, Advances to Commercial Real Estate (CRE) Sector at 1.00 percent, Advances to Commercial Real Estate – Residential Housing Sector (CRE-RH) at 0.75 percent.

All other loans and advances not included in the above at 0.40 percent.

c) N.P.A. Provision:

Provisions for losses made on non-performing advances are on the basis of assets classification and provisioning requirement as per the prudential norms prescribed by the Reserve Bank of India and revised from time to time as under:

- | | |
|------------------|---|
| i. Sub Standard | : 25% |
| ii. Doubtful | : 100% of unsecured portion.
25% / 40% /100% of the secured portion depending on the period for which the advances have remained doubtful. |
| iii. Loss Assets | : 100% |

d) The overdue interest in respect of advances is provided separately under Overdue Interest Reserve as per the directive issued by the Reserve bank of India.

4. FIXED ASSETS AND DEPRICIATION:

Fixed Assets other than Land are stated at historical cost less accumulated depreciation. Fixed Assets include all expenses incurred to bring the assets to its present location and condition related thereto.

Fixed Assets are depreciated on written down value method at the following rates:

Sr. No.	Particulars	Rate of Depreciation
1	Building	10%
2	Furniture Fixtures	10%
3	Computers including computer software, UPS	33.33%
4	Vehicle	15%
5	Plant and Machinery	15%
6	Safe deposit vault	15%

Depreciation on fixed assets purchased during the year is charged for the entire year if the assets are purchased and retained for 180 days or more. Otherwise, it is charged at 50% of the normal rate.

5. IMPAIRMENT OF ASSETS:

A substantial portion of the bank's assets comprise of financial assets including investments to which Accounting standard 28 " Impairment of assets is not applicable. In respect of assets to which Standard applies, in the opinion of the management, there are no indications, internal or external, which could have the effect of impairing the value of the assets to any material extent as at 31st March, 2023 requiring recognition in terms of the said standard.

6. INVESTMENTS:

- a) Investments are categorized as under
- S.L.R. Investments
 - Non S.L.R. Investments
 - Shares of Cooperative banks
 - Fixed Deposits with other banks

- b) Investments are further classified as
- Held to maturity comprising of investments acquire with the intention to hold them till maturity.
 - Held for trading comprising of investments acquire with the intention to trade.
 - Available for sale comprising of investments, which is not classified in above two categories.
- c) Investments classified as Held to maturity are carried at acquisition cost unless it is more than face value, in which case premium is amortized over the period remaining to maturity.
- d) Investment classified as Held for trading and Available for sale are marked to market script wise and the resultant depreciation is recognized in IDR (Investment Depreciation Reserve) account. Net appreciation is ignored.
- e) Profit or loss on sale of investments Held for trading and Available for sale is taken to the profit and loss account.
- 7. REVENUE RECOGNITION:**
Income/Expenditure is accounted on accrual basis except the following which are accounted on cash basis.
- a) Income:
- Commission and Brokerage.
 - Interest on non-performing asset.
 - Locker rent.
 - Dividend on investment.
- b) Expenditure:
- Annual Maintenance Contract Charges.
 - Leave encashment.
 - Legal and other sundry expenses incurred in suit filled account.
 - DICGC Premium.
- 8. STAFF RETIREMENT BENEFITS:**
- Salaries, paid annual leave, bonus etc. are accrued in the year in which the services are rendered by employees.
 - The bank has defined contribution plans for post-employment benefit in forms of Provident Fund. The Bank has policy to charge contribution to Profit and Loss Account.
 - The bank has Defined Benefit Plan for post-employment benefit in the form of Gratuity for all employees administered through trust, funded with Life Insurance Corporation of India. The Bank has policy to charge premium to Profit and Loss Account.
- 9. TAXATION:**
- Current Tax - Current year tax is determined as the amount of tax payable in respect of taxable income for the year.
 - Deferred Tax - Deferred Tax Liability is recognized on timing difference between the accounting income and tax income that Originate in one period and are capable of reversal in one or more subsequent periods. However, The Bank is not recognizing Deferred Tax Asset on conservative basis.
- 10. EVENTS OCCURRING AFTER THE BALANCE SHEET DATE:**
Material adjusting events (that provides evidence of condition that existed at the balance sheet date) occurring after the balance sheet date are recognized in the financial statements. Non adjusting events (that are indicative of conditions that arose subsequent to the balance sheet date) occurring after the balance sheet date that represents material change and commitment affecting the financial position are disclosed in the reports of the Board of Directors.
- 11. PROVISIONS:**
Provisions involving substantial degree of estimation in measurement are recognized when there is a present obligation as a result of past event and it is probable that there will be an outflow of resource even though the amount cannot be determined with certainty and represents only a best estimate in the light of available information. Contingent liabilities are not recognized but are disclosed in notes. Contingent assets are neither recognized nor disclosed in financial statements.
- 12. SEGEMENT REPORTING:**
The entire operation of the bank is one composite banking business. In view of the management of Bank, Accounting Standard-17 on "Segment Reporting" issued by the Institute of Chartered Accountant of India is not applicable to bank.
- 13. CASH AND CASH EQUIVALENTS:**
Cash and cash equivalents include cash on hand and in ATM, balances with Reserve Bank of India and Balances with other private banks.
- B) NOTES ON ACCOUNTS**
- Previous year's figures have been regrouped/ rearranged/ recast to the extent necessary.
 - Provisions for non-performing Assets.

(Rs. In Lakh)

PARTICULARS	BAD DEBTS FUND AND PROVISIONS
Balance as on 31.03.2023	Rs. 852.43
Less: Provision Required	Rs. 67.08
Excess Provision held	Rs. 785.35

3. Capital to Risk Assets Ratios (CRAR) as on 31st March 2023 was 19.95% as against minimum requirement of 9 % prescribes by RBI.
4.
 - 1) Balances under the head "Advance", "Deposits" and other accounts (Liability) are subject to reconciliation and confirmation of customers.
 - 2) Classification of advances covered by Book Debts is reported under the head "Advance secured by tangible asset" as per RBI guidelines.
 - 3) Bank has achieved priority sector advance of 61.21% against the target of 60%.
 - 4) Required provision standard assets have been made by the bank as per RBI guidelines.
5. Contingent Liability:

(Amt in Rupees)

Particulars	31.03.2023	31.03.2022
Contingent Liabilities in respect of:		
a. Bank guarantees	Rs. 11,12,793.00	Rs. 12,69,129.00
b. Letter of Credit	NIL	NIL

6. Employee Benefit:
Defined Contribution Plans for post-employment benefit in forms of Provident Fund:
The Bank has made following contribution to Employee Provident Fund Organization and charged to Profit and Loss Account.

(Amt in Rupees)

Particulars	31.03.2023	31.03.2022
PF Contribution	Rs. 33,48,662.00	Rs. 37,89,717.00

7. Defined Benefit Plan – Gratuity:

(Amt in Rupees)

Particulars	31.03.2023	31.03.2022
Staff Gratuity	Rs.9,60,452.00	Rs. 26,22,686.00

The Bank has charged to Profit and Loss Account, the amount of premium paid to the Life Insurance Corporation of India and made Provision for premium of Rs.5,95,000/- for the FY 2023-2024.

FOR SHAH & TALATI
CHARTERED ACCOUNTANTS
F.R.N. – 120183W

CA CHETAN R SHAH
PARTNER
M.No. – 032011
UDIN : 23032011BGRMTK5016

SHRI ASHOKBHAI G PATEL
CHAIRMAN

SHRI BHURABHAI V AYAR
MANAGING DIRECTOR

CA MUKUND N. PATEL
JOINT. MANAGING DIRECTOR

SHRI NIKESHBHAI R PATEL
VICE CHAIRMAN

SHRI V R SHAJI
CEO

PLACE : VALLABH VIDYANAGAR | DATE : 20/05/2023

C) DISCLOSURE OF INFORMATION

1. No penalty has been imposed by RBI on the Bank during the year.
2. Bank is not authorized to deal in foreign exchange.
3. Fixed deposits of Rs. 2485/- Lakh include Rs. 2015/- Lakh under lien with other banks for various banking arrangements.
4. Bank has paid DICGC premium of Rs. 18.78 Lakh plus Goods and Service Tax of Rs 2.86 Lakh for year ending 31st March, 2023 insuring deposits of Rs. 26,526.96 Lakh.
5. In terms of DBOD circular No. DEAF Cell.BC.114/30.01.002/2013-14 dated May 27, 2014 the bank has transferred credit balances amounting to Rs. 21.02 lakh (Previous year: Rs. 10.54 lakh) (mentioned in sub-clause 1) to viii) in clause 3 of DEAF Scheme 2014) maintained with the bank which have not been in operation for 10 years or more. The required disclosure as per the said circular is as under:

(Rs. In Lakh)

Particulars	2022-23	2021-22
Opening Balance of amount transferred to DEAF	Rs.94.65	Rs.84.82
Add: Amount transferred to DEAF during the year	Rs.21.02	Rs.10.54
Less: Amount reimbursed by DEAF towards claims	Rs.13.65	Rs.0.71
Less/Add: Adjustment (Reversal)	Rs.0.00	Rs.0.00
Closing balance of amount transferred to DEAF	Rs.102.03	Rs.94.64

6. The bank doesn't pay any remuneration to any of its directors in terms of Reserve Bank of India's circular dated 29.03.2003.
7. Disclosure of various information as required by RBI circular no UBD CO.BPD. (PCB) CIR. No. 52/12.05.001/2013-14 dated 25.03.2014 is as under: -

(Rs. In Lakh)

S.NO	PARTICULARS	As on 31.03.2023	As on 31.03.2022
1	Movement of CRAR: (a) Tier— I Capital (b) Tier — II Capital Capital Adequacy Ratio (CRAR) (Total)	Rs. 2941.37 Rs. 374.58 19.95	Rs.2031.57 Rs.717.55 18.29
2	SLR Investments: a) Book value of investments b) Face value of investments c) Market value of investments	Rs. 10,608.01 Rs. 10588.10 Rs. 10238.22	Rs.12402.55 Rs.12397.40 Rs.12309.01
3	Advances against real estate, construction business	Rs.1156.88	Rs. 1538.49
4	Advances against housing	Rs. 1903.05	Rs. 442.00
5	Advances to directors, their relatives, companies / firms in which they are interested: a) Fund-based (Against Fixed Deposits) b) Non-fund based (Guarantees, L/C, etc.)	Rs.26.07	Rs. 16.25
6	Cost of Deposits: Average cost of deposits	4.74%	5.21%
7	Movement in NPAs a) Gross NPAs b) Gross NPAs to Gross Advances % c) Net NPAs d) Net NPAs to Net Advances % Movement in NPAs (Rs.)	Rs.67.08 0.48% 0 0	Rs. 70.96 0.56% 0 0
	a) Gross NPA at the beginning of the year Add/(less): Addition/(reduction) during the Year At the end of the year	Rs.70.96 (Rs.3.88) Rs.67.08	Rs.277.46 (Rs. 206.50) Rs. 70.96
	Net NPA at the beginning of the year add: Addition during the year less: reduction during the year At the end of the year	- - - -	- - - -

8	Profitability: a) Interest income as a percentage of working funds. b) Non-Interest income as a percentage of working funds. c) Operating profit as a percentage of working funds. d) Return of assets e) Business (Deposit+ advance) per employee. f) Profit per employee.	6.83% 1.83% 3.15% Rs.2.38 Rs.1392.42 25.86	6.76% 0.92% 1.58% 1.37% 1249.57 12.34
9	Provisions made towards NPAs, depreciation in investments and Standard Assets	Rs.1225.66	Rs.1066.34
10	Movements in Provisions: a) Towards NPA b) Towards depreciation on investments c) Towards standard assets	Rs.852.43 Rs.290.00 Rs.83.23	Rs. 793.18 Rs.200.00 Rs. 73.15
11	Payment of DICGC Premium	Rs.18.78	Rs. 19.53
12	Penalty Impose by RBI	-	-
13	Restructured Accounts	-	-
14	Issuer Composition of Non SLR Investments and Non performing Non SLR Investments	As per below	As per below

8. Disclosure of various information as required by RBI circular no UBD (PCB) BPD Cir No:14 /16.20.000/2007-08 dated 18.09.2007 is as under:-

1. Issuer composition of Non SLR Investments

(Rs. In Lakh)

Sr.No	Issuer	Amount	Extent of below investments grade securities	Extent of unrated securities	Extent of unlisted securities
1	Hudco Bond	Rs.21.02	21.02		

2. Non-Performing Non-SLR Investment

(Rs. In Lakh)

Particulars	Amount
Opening balance	-
Addition during the year since 1 st April	-
Reduction during the above period	-
Closing balance	-
Total provision held	-

3. Additional information of investments:

(Rs. In Lakh)

S.no	Particulars	31.03.2023	31.03.2022
1	Classification of Investments Held to Maturity (HTM) Held for Trading (HFT) Available for Sale (AFS) Total Investments	Rs.3153.62 Rs.0.00 Rs.7454.39 Rs.10608.01	Rs.1506.71 Rs.0.00 Rs.10895.83 Rs.12402.55
2	Composition of Investments SLR Investments Central Government Securities State Government Securities Non SLR Investments	Rs. 5592.36 Rs. 5015.65	Rs. 8879.43 Rs. 3523.12
	PFC 0% Bond HUDCO Tax Free Bonds REC Bond Total Investments	Rs. 0.00 Rs.21.02 Rs0.00 Rs.21.02	Rs.356.48 Rs.21.02 Rs.202.15 Rs. 579.65
3	Provisions for Depreciation in Value of Investments Held in Books (IFR+IDR) Erosion in Value of Investment (HTM+AFS) Excess/(Short) Provision	Rs.466.80 Rs.375.76 Rs.91.04	Rs.238.39 Rs.192.64 Rs.45.75



Smart
VVCC Bank
#SabbkuchDigital!

Follow us on : f t i y vccbankltd | info@vccbank.com | www.vccbank.com

VVCC BANK's Digital Services

<p>SMS BANKING</p>	<p>INTERNET BANKING</p>	<p>RUPAY ATM CARD</p>	<p>POS</p>
<p>PASSBOOK KIOSK (24x7)</p>	<p>MOBILE APP</p>	<p>BALANCE INQUIRY</p>	<p>ATM SERVICE (24 X 7)</p>
<p>E-STATEMENT</p>	<p>BBPS</p>	<p>STAMP FRANKING</p> <p>(Govt. of Gujarat approved)</p>	<p>SAFE DEPOSIT VAULT</p> <p>STAIR LIFT</p>

સતર્ક રહો, સુરક્ષિત રહો; સાઈબર કાઈમથી બચો



PAYMENT TRANSFER THROUGH UPI

મની ટ્રાન્સફરની વધારે સરળતા માટે કાર્યરત છે...

UPI - UNIFIED PAYMENT INTERFACE

paytm

BHIM
BHARAT INTERFACE FOR MONEY

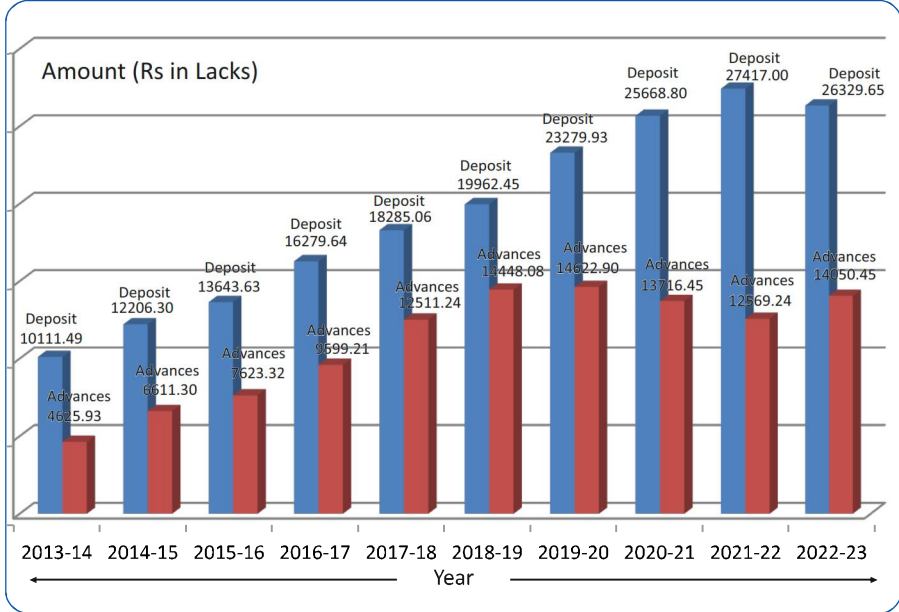
પે PhonePe

G Pay

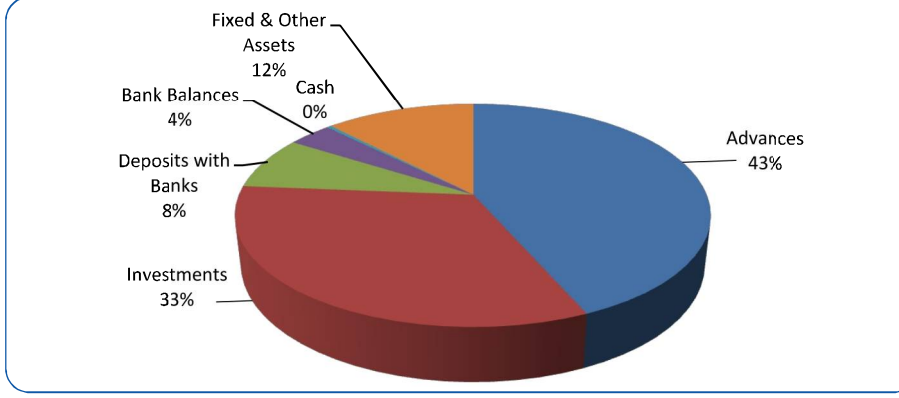
- ધિરાણની વહેલી પરત ચૂકવણી (Pre-Payment) માટે કોઈ જ પેનલ્ટી નથી । અન્ય કોઈ જ છુપા ચાર્જ નથી
- તમામ પ્રકારનાં ધિરાણો માટે પ્રોસેસીંગ ફી શૂન્ય । નાના/મધ્યમ કદના ધંધા, વેપાર અને ઉદ્યોગો માટે સરળ ધિરાણની સવલત
- કોઈપણ ચાર્જ/ કમિશન સિવાય RTGS / NEFT દ્વારા નાણાં ટ્રાન્સફર કરી આપવામાં આવે છે
- પાસબુક, ચેકબુક તથા એકાઉન્ટ સ્ટેટમેન્ટ નિઃશુલ્ક આપવામાં આવે છે
- બેંક તરફથી ઈસ્તુ કરવામાં આવતા ડ્રાફ્ટ (બેંકર્સ ચેક) કમિશન સિવાય કાઢી આપવામાં આવે છે
- બચત/કરંટ ખાતામાં મીનીમમ બેલેન્સ માટે કોઈપણ ચાર્જ ઉધારવામાં આવતો નથી
- કોઈપણ સમયે આપના ખાતાનું બેલેન્સ જાણવા માટે ૯૨૭૬૭ ૬૮૦૦૦ નંબર પર આપના બેંક ખાતામાં રજીસ્ટર્ડ કરાયેલ મોબાઈલ નંબરથી મીસકોલ કરો
- કોઈપણ સમયે ATM ડેબીટ કાર્ડને બ્લોક કરવા માટે ૯૨૭૬૭ ૬૪૦૦૦ નંબર પર આપના બેંક ખાતામાં રજીસ્ટર કરાયેલ મોબાઈલ નંબરથી મીસકોલ કરો

100 %
Charge Free Bank

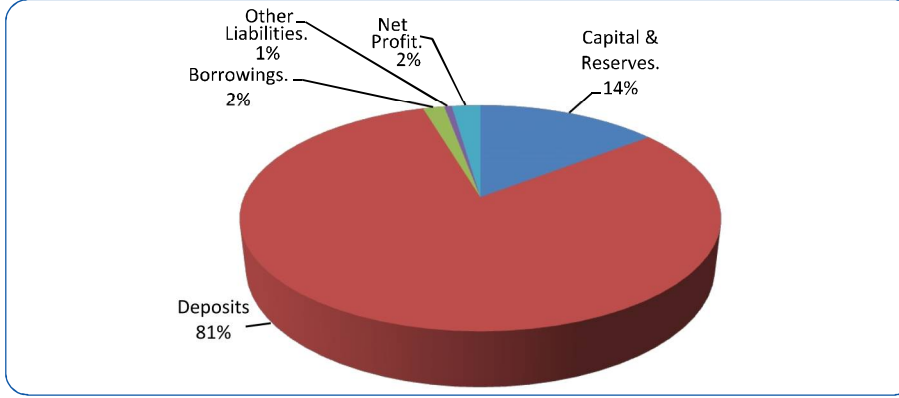
Growth of Deposits and Advances



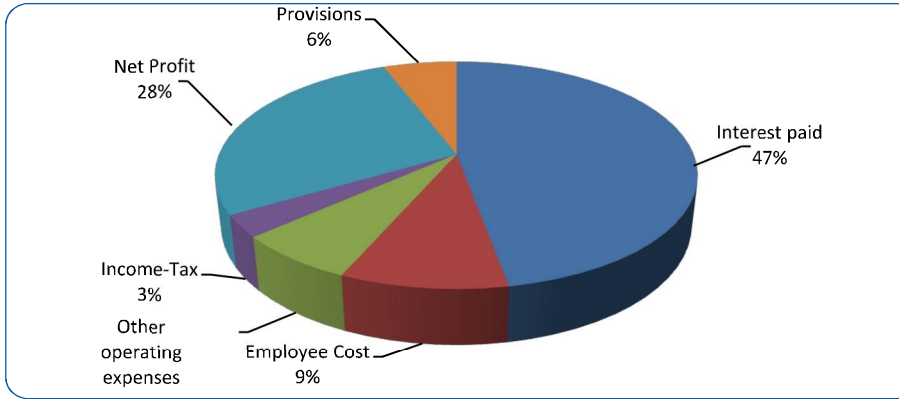
Fund Deployment 2022-23



Source of Fund 2022-23



Income Distribution 2022-23



VVCC BANK Offers...

ઘિરાણા ઉપર વ્યાજના દર INTEREST RATE ON LOAN & ADVANCES

(તા. ૦૧/૦૪/૨૦૨૩ થી અમલ)

	ઘિરાણાની લીમીટ રૂપિયા	વ્યાજના દર	
સીક્યોર્ડ ઘિરાણા	૫૦.૦૦ લાખ સુધી	૧૦.૩૫%	
સીક્યોર્ડ ઘિરાણા	૫૦.૦૦ લાખ ઉપરથી ૪૪૦.૦૦ લાખ સુધી	૯.૮૫%	
કાર લોન	કોઈપણ રકમ	નવી કાર	૭.૭૦%
		જુની કાર	૯.૬૦%
કોમર્શીયલ વ્હીકલ લોન	કોઈપણ રકમ	નવુ વ્હીકલ	૧૦.૬૦%
		જુનુ વ્હીકલ	૧૧.૬૦%
ટુ વ્હીલર લોન	કોઈપણ રકમ	નવુ વ્હીકલ	૧૦.૩૫%
		જુનુ વ્હીકલ	૧૨.૬૦%
હાઉસીંગ લોન	૧૪૦.૦૦ લાખ સુધી	૮.૨૫%	
અનસીક્યોર્ડ ઘિરાણા	માલ સ્ટોક, સ્થાયર મિલ્કત કે	૧૩.૬૦%	
	અન્ય કોઈ મિલ્કતના તારણ વગર (૧ લાખ સુધી)		
એજ્યુકેશન લોન	ભારતમાં અભ્યાસ માટે - ૧૦ લાખ સુધી	૯.૪૦%	
	અને વિદેશમાં અભ્યાસ માટે - ૨૦ લાખ સુધી	(વિદ્યાર્થીઓ માટે) ૯.૧૦%	
વ્યવસાયિકો માટે લોન	૪૪૦.૦૦ લાખ સુધી	(વિદ્યાર્થીનીઓ માટે) ૮.૬૦%	
	પ્રોપર્ટી મોર્ટગેજ કેશ	વ્યક્તિગત : ૪૪૦.૦૦ લાખ સુધી	૧૧.૦૦%
ક્રેડીટ (PMCC)	ગ્રૂપ : ૭૩૫.૦૦ લાખ સુધી	૧૧.૦૦%	
	મિલ્કત સામે લોન (PL)		વ્યક્તિગત : ૪૪૦.૦૦ લાખ સુધી
સોલાર રૂફ ટોપ લોન	૧.૦૦ લાખ સુધી	૧૦.૬૦%	

નોંધ : દરેક ઘિરાણાના વ્યાજદર ફ્લોટીંગ રહેશે.



થાપણા ઉપર વ્યાજના દર INTEREST RATES ON DEPOSITS

૦૦૭ દિવસથી ૪૫ દિવસ સુધી	૩.૫૦%
૦૪૬ દિવસથી ૯૦ દિવસ સુધી	૪.૦૦%
૦૯૧ દિવસથી ૧૮૦ દિવસ સુધી	૫.૦૦%
૧૮૧ દિવસથી ૩૬૪ દિવસ સુધી	૫.૫૦%
૪૪૪ દિવસ (સીમ્પલ વ્યાજ)	૭.૨૫%
૧ વર્ષ થી ૩ વર્ષ સુધી	૭.૧૫%
૩ વર્ષથી ઉપર	૭.૦૦%

સીનીયર સીટીઝન માટે ૦.૫૦% વધુ

- બચત ખાતા ઉપર ૩.૦૦% (દૈનિક ધોરણે)
- મંથલી રીકરિંગ એકાઉન્ટ ફિક્સ ડીપોઝીટ ના દર પ્રમાણે
- સરદાર દૈનિક બચત યોજના ઉપર ૩.૦૦%
- રૂ. ૫.૦૦ લાખ સુધીની થાપણો વિમાથી સુરક્ષિત



Interest Payment on 1st of Every Month

માસિક આવક યોજના

MONTHLY INCOME SCHEME

સામાન્ય વ્યક્તિ		સીનીયર સીટીઝન	
થાપણાની રકમ	વ્યાજ રૂ.	થાપણાની રકમ	વ્યાજ રૂ.
૩,૩૭,૭૦૦.૦૦	૨,૦૦૦.૦૦	૩,૧૫,૭૫૦.૦૦	૨,૦૦૦.૦૦
૮,૪૪,૨૦૦.૦૦	૫,૦૦૦.૦૦	૭,૮૯,૩૦૦.૦૦	૫,૦૦૦.૦૦
૧૬,૮૮,૪૦૦.૦૦	૧૦,૦૦૦.૦૦	૧૫,૭૮,૫૩૨.૦૦	૧૦,૦૦૦.૦૦

કાર લોન CAR LOAN

Get Car Loan upto 80% of the 'On Road Price'

7.70% (for New Car)

9.60% (for Pre-Owned Car)



હાઉસીંગ લોન HOUSING LOAN

Get Housing Loan @8.25% upto 140 Lakh for New / Old House Property

- Minimum Documentation - No penalty for pre-payment

સોલાર રૂફ-ટોપ ઘીરાણા યોજના

Get Loan upto Rs. 1,00,000

@ 10.60% on

New Installation of SOLAR ROOF TOP

- EMI upto 36 months



સરદાર દૈનિક બચત યોજના

SARDAR DAINIK BACHAT YOJNA

દૈનિક બચતની એક આદર્શ યોજના ● ઘરેથી જ બેંકિંગની સવલત

જમા રકમ પર ૩% વ્યાજ ● "બચત એ જ કમાણી" નો હેતુ

હસો ભરતી વખતે જ મોબાઇલ પર SMS સુવિધા

જમા રકમ વીમાથી સુરક્ષિત

જમા રકમના ૯૦% સુધી ફટ ૭.૦૦% ના વાર્ષિક દરે લોનની સવલત



BE CYBER SAFE



સતર્ક રહો, સુરક્ષિત રહો;
સાઈબર કાર્યમથી બચો



ATM

- Do not share ATM Pin, Card Details to Anyone
- Check ATM Card Slot for skimming device
- Do not take help of unknown person at ATM
- Register your Mobile Number with bank for SMS alert



MOBILE BANKING/UPI/IMPS

- Do not share MPIN / OTP / Password
- Use Anti-virus on phone
- Do not download Apps like any desk etc, from link or untrusted source
- Download Apps from trusted Source / Authorise App Store only
- Do not search contact number of all Center on google or any search engine over Internet
- Check contact number on authorise website of the Bank
- Do not use free Wi-Fi / Cyber Cafe for Internet Banking transactions



INTERNET BANKING

- Online Shopping / Ecommerce
- Do not share OTP/PIN, CVV, Internet Banking Passwords
- Be aware about SIM cloning
- Do not use http site for shopping/e-com transactions, use **https** always
- Use latest Anti-Virus on your Desktop, Laptop, Smart Phone



SOCIAL MEDIA

- Google, Facebook, Whatsapp, Twitter, LinkedIn, Instagram..etc
- Do not share Personal Data/Banking/Financial Data over Soial Media



VVCC
BANK LIMITED

The Vallabh Vidyanagar Commercial Co-operative Bank Ltd.

Registration No : SE/11845 DATED 12/04/1972
Reserve Bank of India Licence No : UBD/GJ/616-P DATED 27/10/1986
email : info@vvccbank.com | Visit us : www.vvccbank.com
Follow us on : [f](#) [t](#) [@](#) [v](#) [w](#) [c](#) [c](#) [b](#) [a](#) [n](#) [k](#) [l](#) [t](#) [d](#)

Main Branch :

"Shree Vallabh Chambers", Vallabh Vidyanagar - 388 120, Gujarat
Ph : (02692) 232340, 237574, 238347 | Fax : (02692) 230475

Anand Branch :

N-9, Commercial Centre, Near Indira Gandhi Statue, ANAND - 388 001, Gujarat.
Ph. : (02692) 242340, 244475 | email : vvccbanand@vvccbank.com